

AGENT REPORT CARD
OCTOBER 2022



Agent Report Card

This report highlights the performance of the top agents responsible for the processing of CMO/ABS securities in two specific areas of concern:

- 1) The unavailability of timely rate information.
- 2) Inaccurate rate information that requires amendment and therefore post payable date adjustments to DTCC's Clients.

The impact of each agent on last month's performance is reflected in bar charts showing "late/amended" information.

In addition, the top three agents with the best record in each category have been highlighted in **Green**.

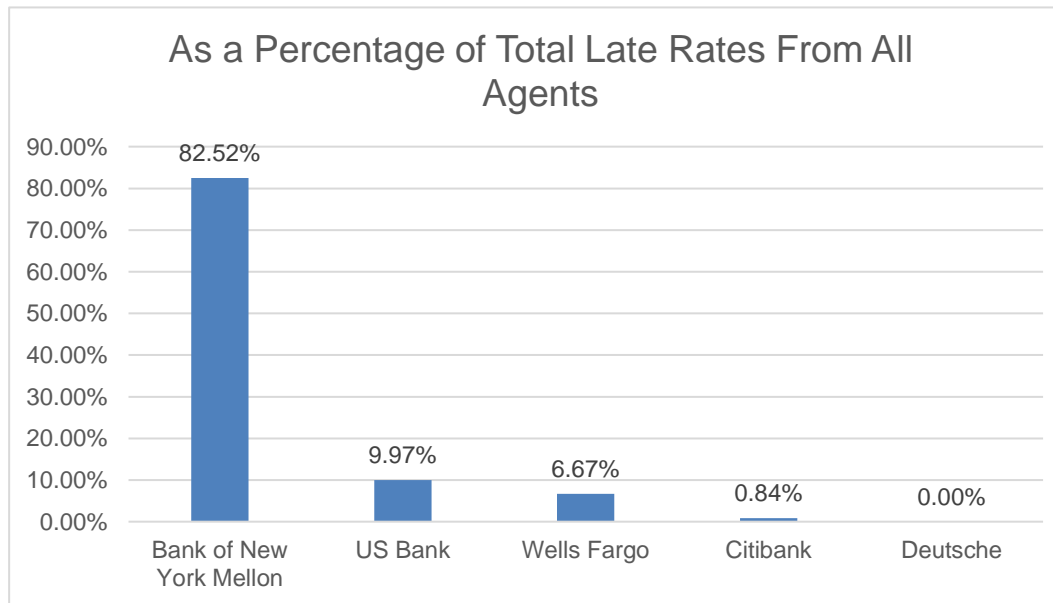
Agent Report Card - Rankings

Rankings based on a percentage of an agent's total rates
(Best Three in each category highlighted in green)

Bank	Rates Open at COB P/D - 1	Late Rates after 3:00 pm Cut-off on P/D	Amended Announcements	Amended Announcements 30 Days + after P/D
Bank of New York Mellon	5	5	4	4
Citibank	2	1	1	1
Deutsche Bank	1	1	2	2
US Bank	4	4	3	3
Wells Fargo	3	3	5	5

Conforming Late Rates CMO/ABS Payable on the 15th and 25th

Rates Open at COB on P/D -1



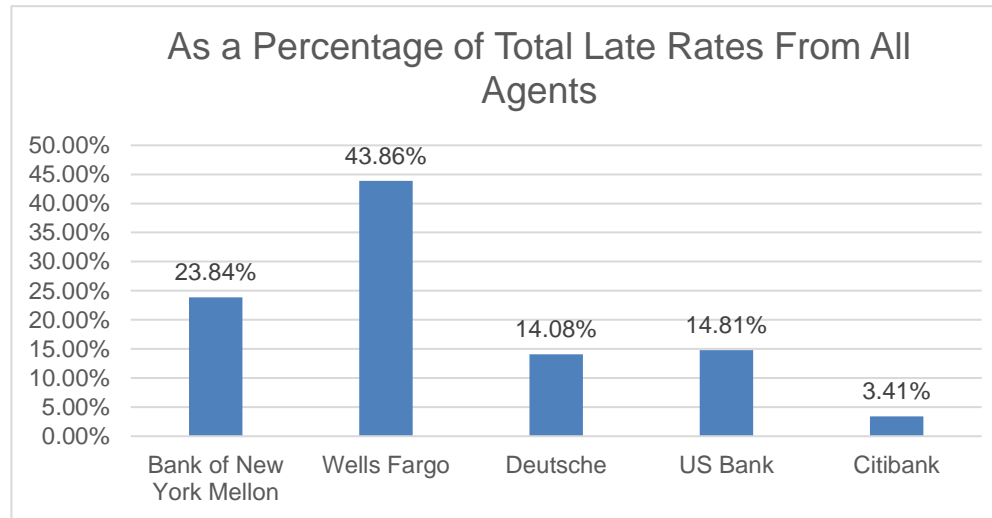
Industry σ : 3.52

Sigma Level	2.82	3.81	4.16	4.49	6.00
Number of Late Rate	1,473	178	119	15	0
As a Percentage of Total Late Rates From All Agents	82.52%	9.97%	6.67%	0.84%	0.00%
Deviation From the Industry Sigma	-0.70	0.29	0.64	0.97	2.48
Bank	Bank of New York Mellon	US Bank	Wells Fargo	Citibank	Deutsche

Conforming Late Rates

CMO/ABS All Payable Dates, excluding the 15th and 25th

Rates Open at COB on P/D -1

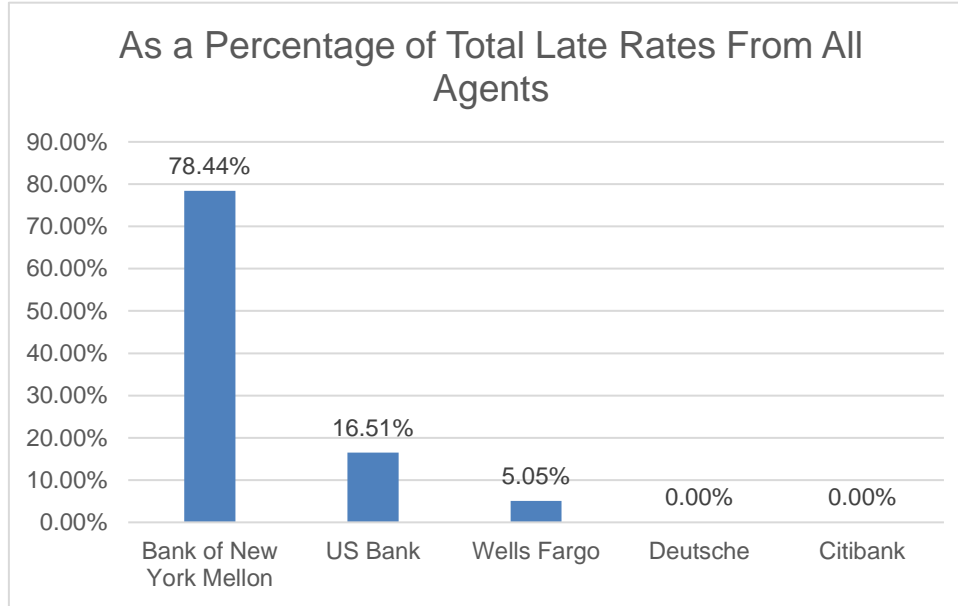


Industry σ : 0.74

Sigma Level	0.17	0.72	0.87	1.03	1.20
Number of Late Rate	454	835	268	282	65
As a Percentage of Total Late Rates From All Agents	23.84%	43.86%	14.08%	14.81%	3.41%
Deviation From the Industry Sigma	-0.57	-0.02	0.13	0.29	0.46
Bank	Bank of New York Mellon	Wells Fargo	Deutsche	US Bank	Citibank

All Late Rates CMO/ABS Payable on the 15th and the 25th

After 3:00p EST on payable date and subsequent days



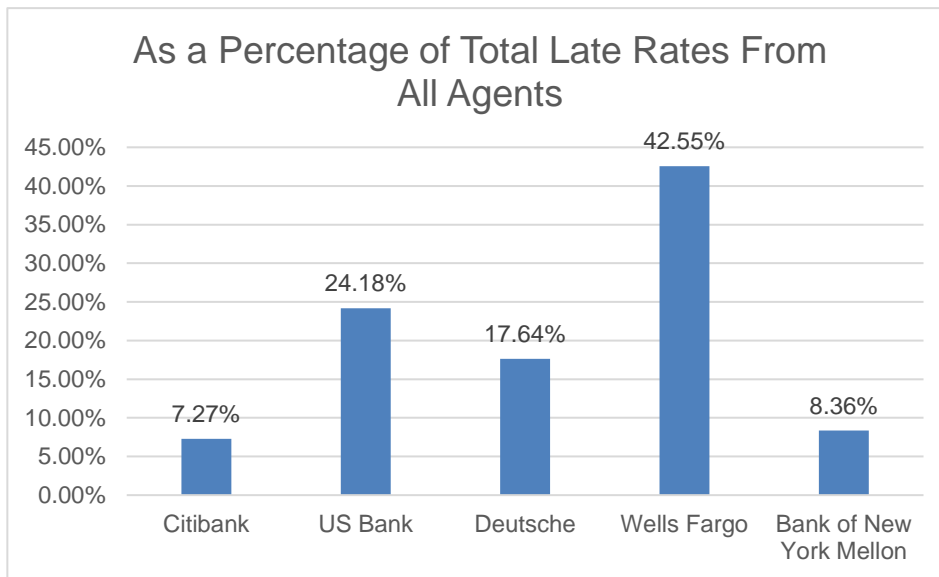
Industry σ : 4.29

Sigma Level	3.79	4.36	4.88	6.00	6.00
Number of Late Rate	171	36	11	0	0
As a Percentage of Total Late Rates From All Agents	78.44%	16.51%	5.05%	0.00%	0.00%
Deviation From the Industry Sigma	-0.49	0.07	0.59	1.71	1.71
Bank	Bank of New York Mellon	US Bank	Wells Fargo	Deutsche	Citibank

All Late Rates

CMO/ABS Excluding Payable on the 15th and the 25th

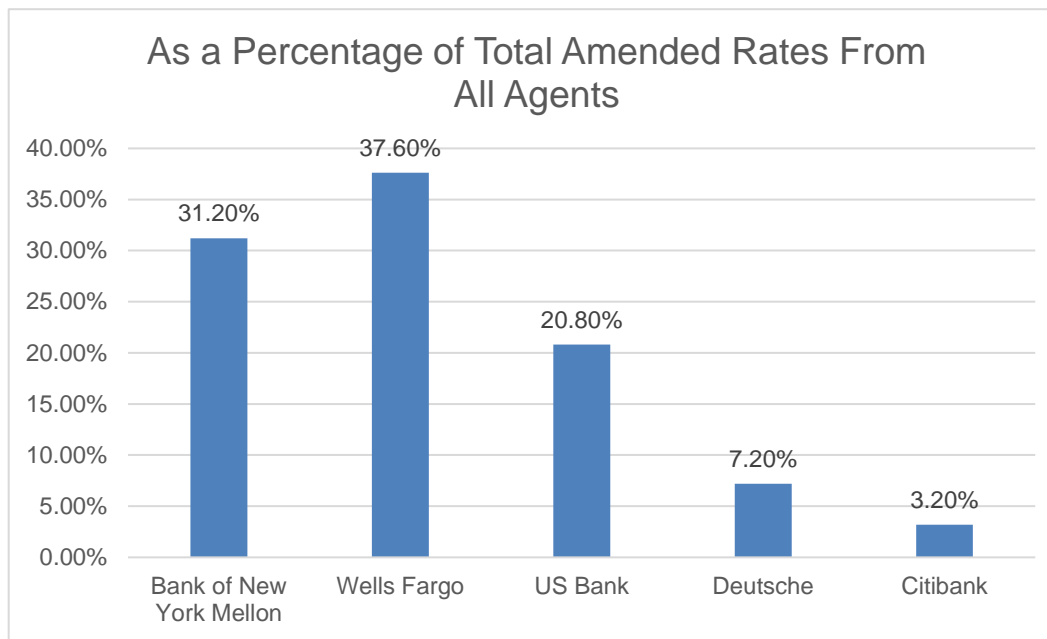
After 3:00p EST on payable date and subsequent days



Industry σ : 2.26

Sigma Level	1.80	1.97	2.13	2.28	2.83
Number of Late Rate	40	133	97	234	46
As a Percentage of Total Late Rates From All Agents	7.27%	24.18%	17.64%	42.55%	8.36%
Deviation From the Industry Sigma	-0.46	-0.29	-0.13	0.02	0.57
Bank	Citibank	US Bank	Deutsche	Wells Fargo	Bank of New York Mellon

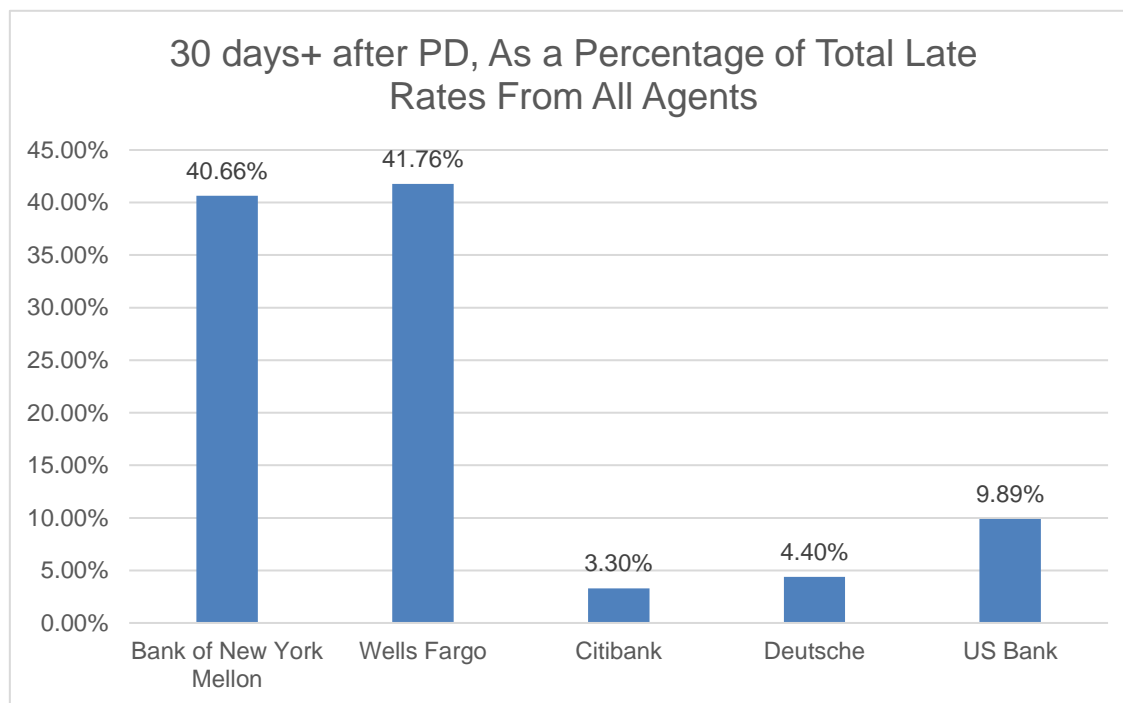
All Amended Rates CMO/ABS



Industry σ : 4.46

Sigma Level	4.31	4.45	4.46	4.57	4.87
Number of Amended Rates	39	47	26	9	4
As a Percentage of Total Amended Rates From All Agents	31.20%	37.60%	20.80%	7.20%	3.20%
Deviation From	-0.15	-0.01	0.00	0.11	0.41
Bank	Bank of New York Mellon	Wells Fargo	US Bank	Deutsche	Citibank

All Amended Rates CMO/ABS

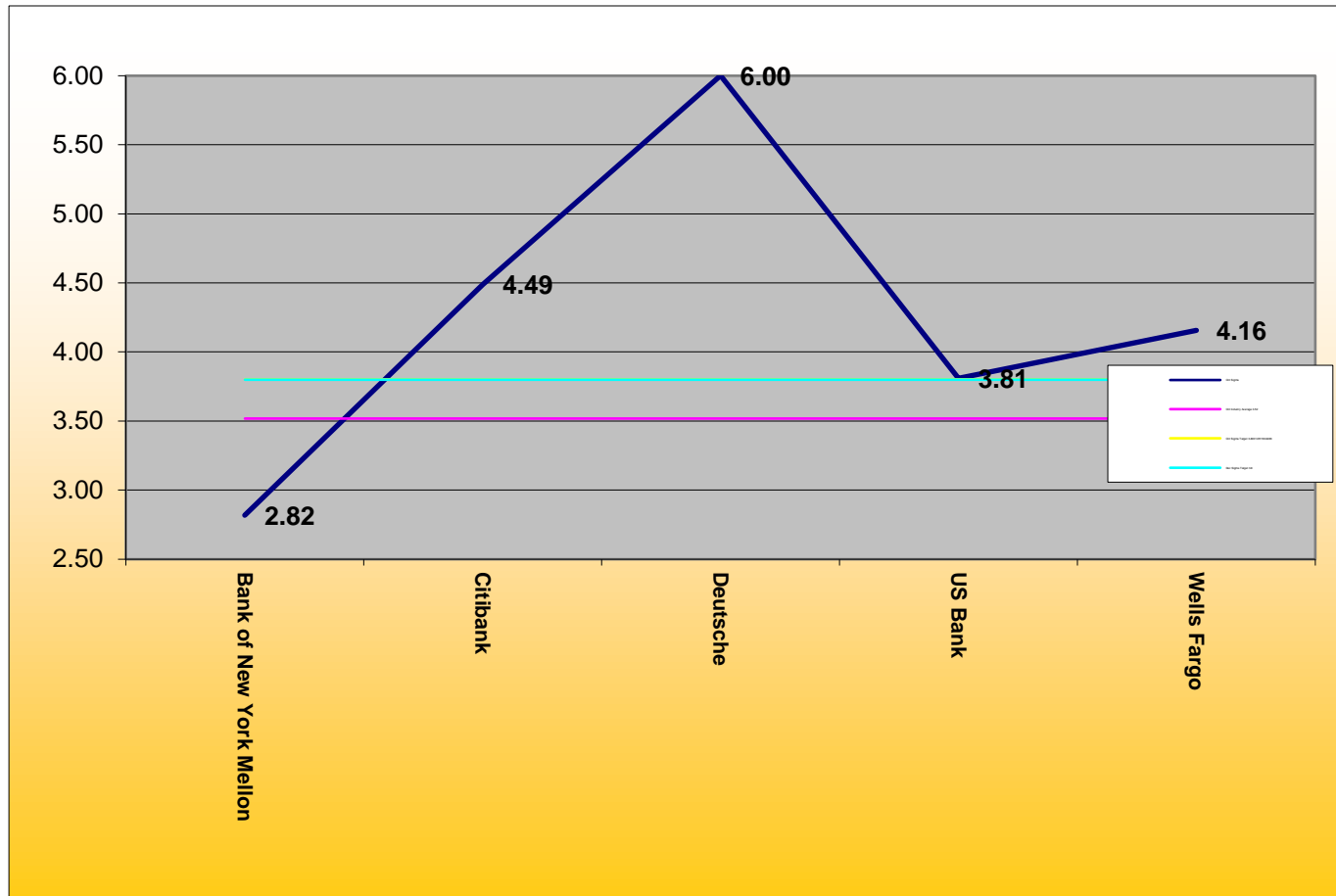


Number of Amended Rates 30 Days +	37	38	3	4	9
As a Percentage of Total Amended Rates From All Agents	40.66%	41.76%	3.30%	4.40%	9.89%
Bank	Bank of New York Mellon	Wells Fargo	Citibank	Deutsche	US Bank

Monthly Sigma Versus Targets

Conforming Structured Securities – Payable 15th & 25th

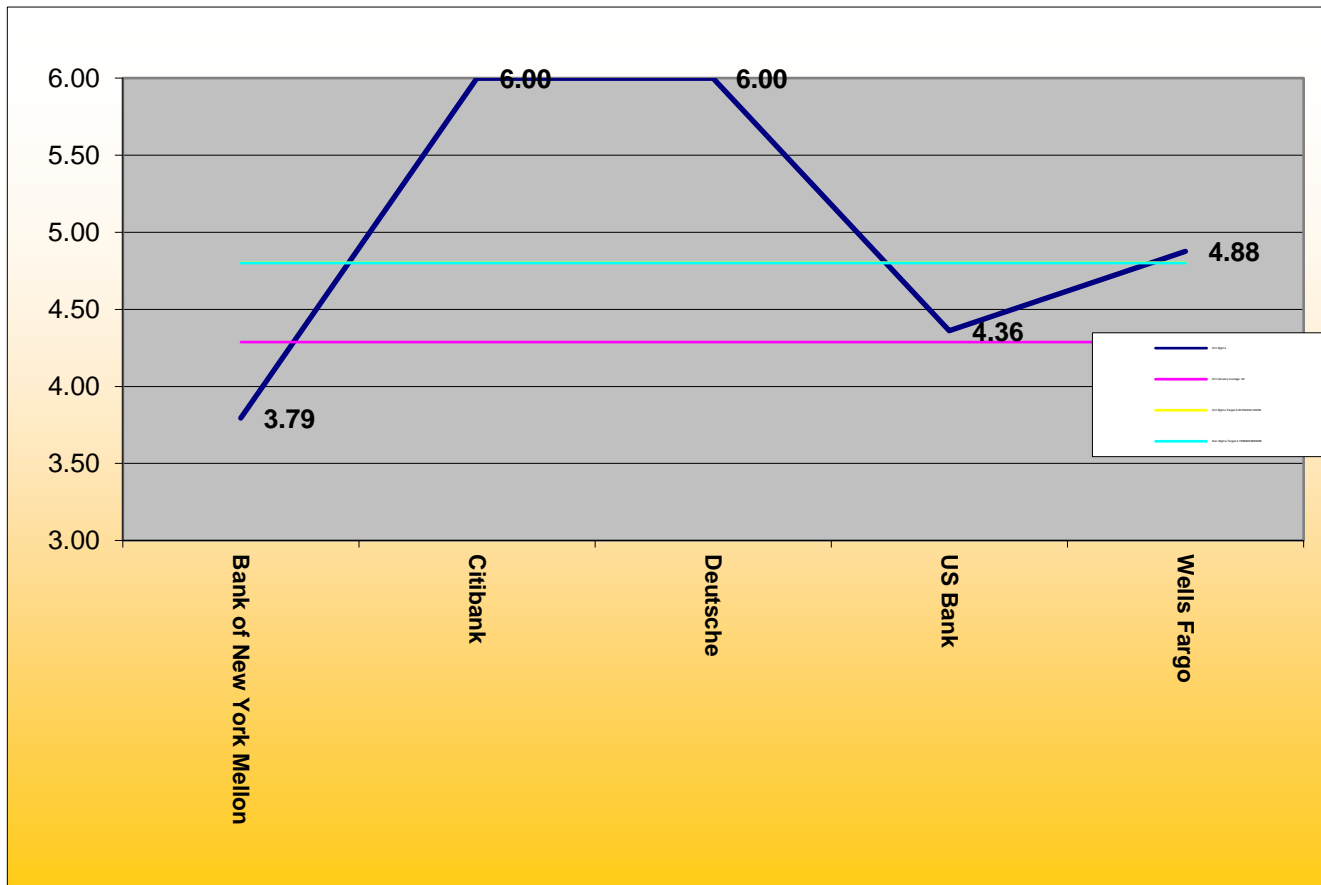
Rates open at COB on P/D -1



Monthly Sigma Versus Targets

All Structured Securities – Payable 15th & 25th

After 3:00 p.m. EST on payable date and subsequent days"



Monthly Sigma Versus Targets

All Structured Securities – Amended Rates

All Amended Rates CMO/ABS As a percentage of an agent's total rates

