

AGENT REPORT CARD

April 2022

Agent Report Card

This report highlights the performance of the top agents responsible for the processing of CMO/ABS securities in two specific areas of concern:

- 1) The unavailability of timely rate information.
- 2) Inaccurate rate information that requires amendment and therefore post payable date adjustments to DTCC's Clients.

The impact of each agent on last month's performance is reflected in bar charts showing "late/amended" information.

In addition, the top three agents with the best record in each category have been highlighted in Green.

Agent Report Card - Rankings

Agent Report Card

Rankings based on a percentage of an agent's total rates

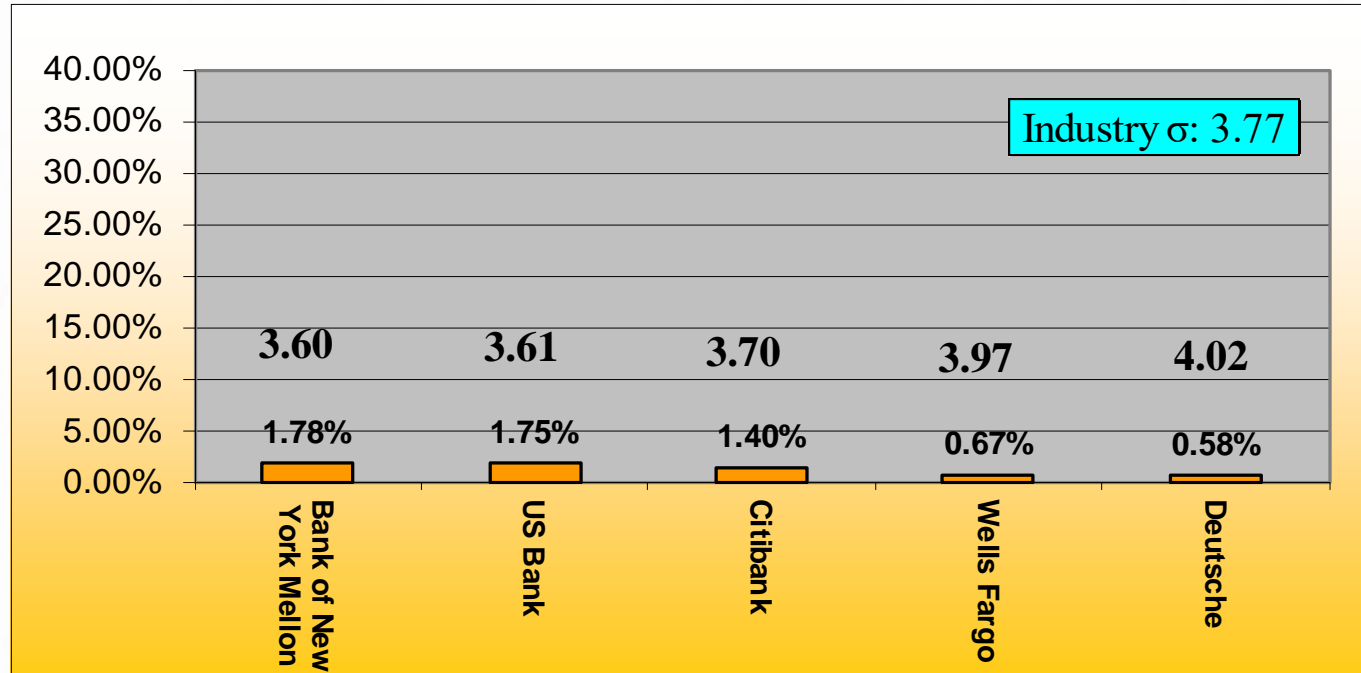
(Best three in each category highlighted in green)

	Rates Open at COB P/D - 1	Late Rates after 3:00 pm Cut-off on P/D	Amended Announcements	Amended Announcements 30 Days + after P/D
Bank of New York Mellon	4	5	2	1
Citibank	2	3	1	1
Deutsche Bank	1	1	3	3
US Bank	5	4	4	5
Wells Fargo	3	2	5	4

Conforming Late Rates

CMO/ABS Payable on the 15th and 25th

Rates open at COB on P/D -1
As a percentage of an agent's total rates

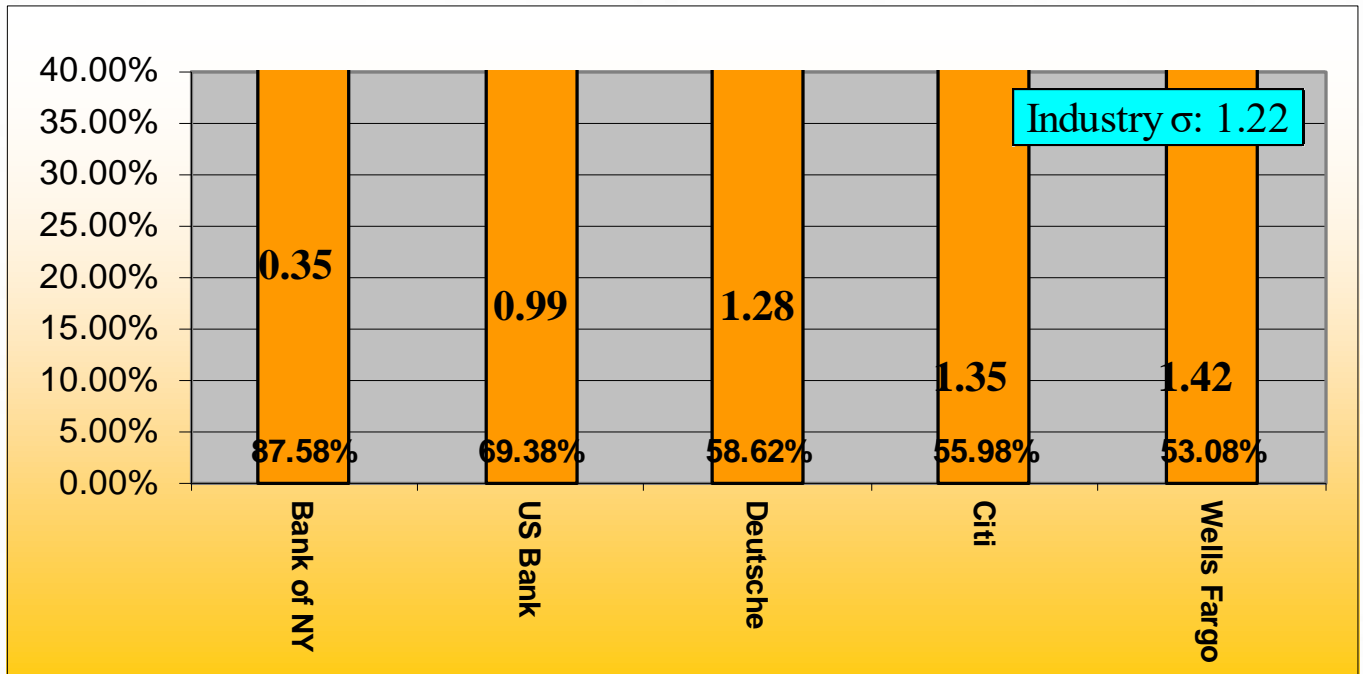


Sigma Level	3.60	3.61	3.70	3.97	4.02
Number of Late Rate	290	376	165	263	53
As a Percentage of Total Late Rates From All Agents	25.28%	32.78%	14.39%	22.93%	4.62%
Deviation From the Industry Sigma	-0.16	-0.16	-0.07	0.21	0.26

Conforming Late Rates

CMO/ABS All Payable Date excluding the 15th and 25th

Rates open at COB on P/D -1
As a percentage of an agent's total rates

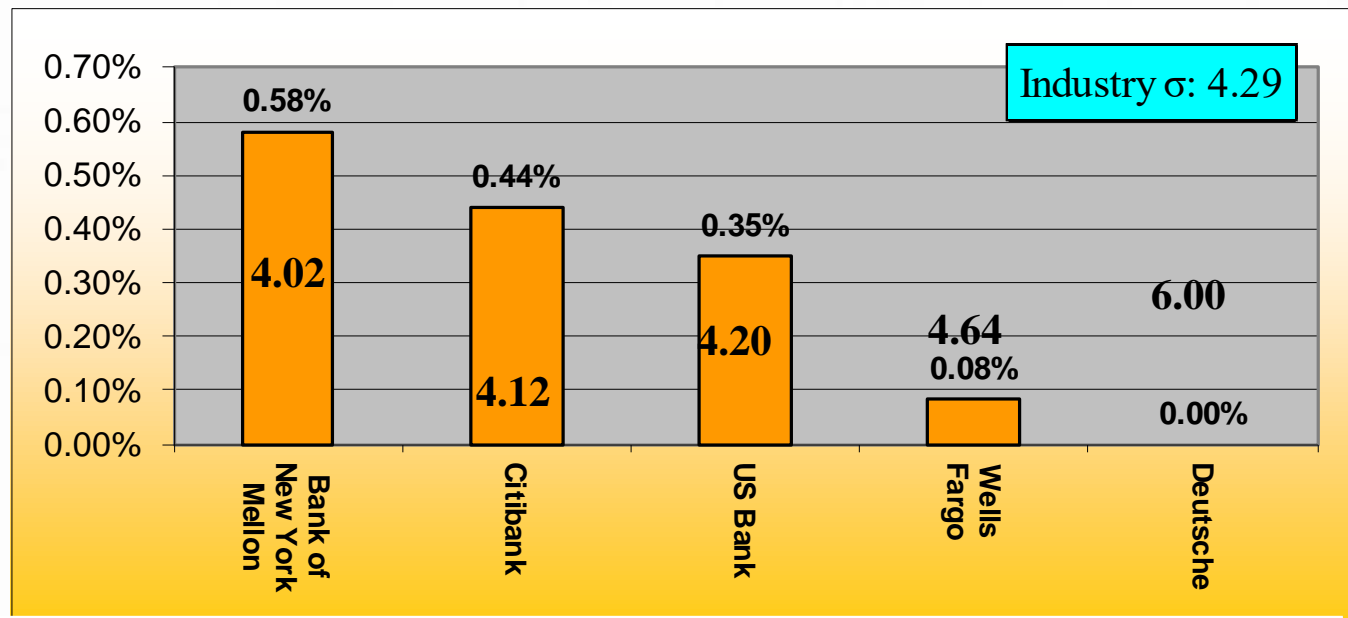


Sigma Level	0.35	0.99	1.28	1.35	1.42
Number of Late Rate	536	213	119	590	828
As a Percentage of Total Late Rates From All Agents	23.45%	9.32%	5.21%	25.81%	36.22%
Deviation From the Industry Sigma	-0.87	-0.22	0.07	0.13	0.21

All Late Rates

CMO/ABS Payable on the 15th and the 25th

After 3:00 p.m. EST on payable date and subsequent days
As a percentage of an agent's total Rates



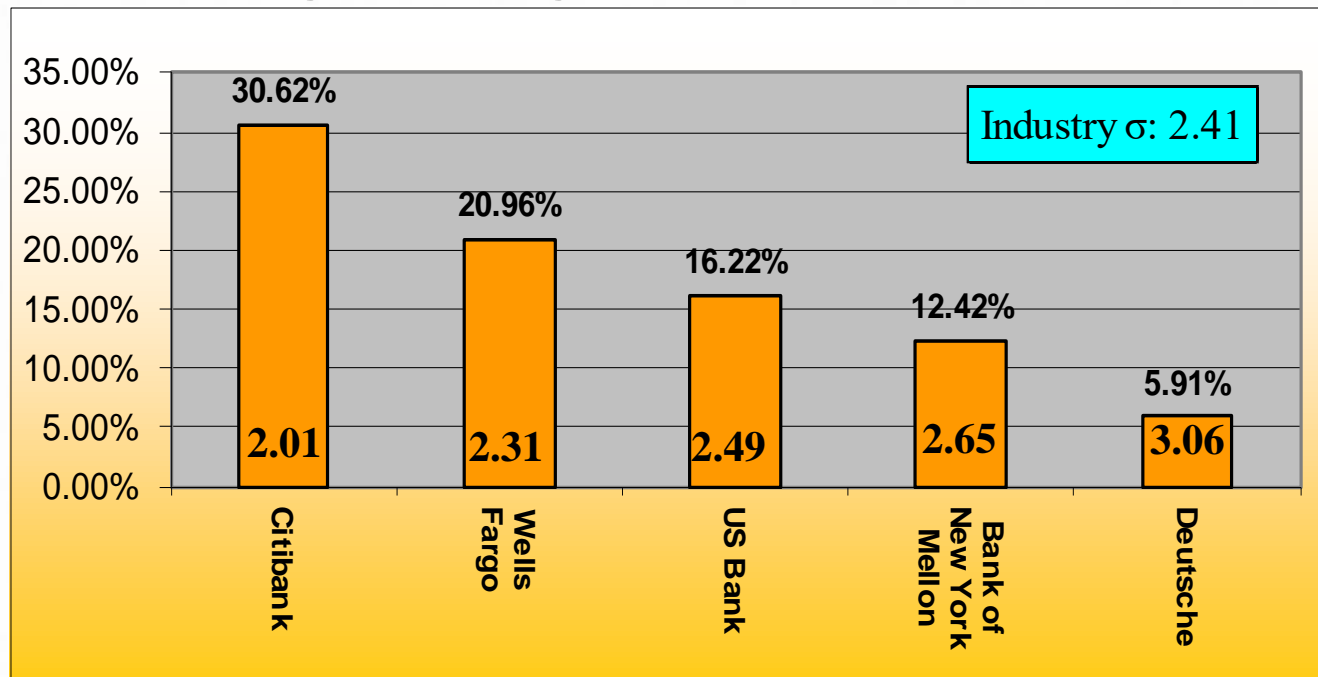
Sigma Level	4.02	4.12	4.20	4.64	6.00
Number of Late Rate	95	52	75	33	0
As a Percentage of Total Late Rates From All Agents	37.25%	20.39%	29.41%	12.94%	0.00%
Deviation From the Industry Sigma	-0.27	-0.17	-0.10	0.35	1.71

All Late Rates

CMO/ABS Excluding Payable on the 15th and the

25th

After 3:00 p.m. EST on payable date and subsequent days
As a percentage of an agent's total Rates

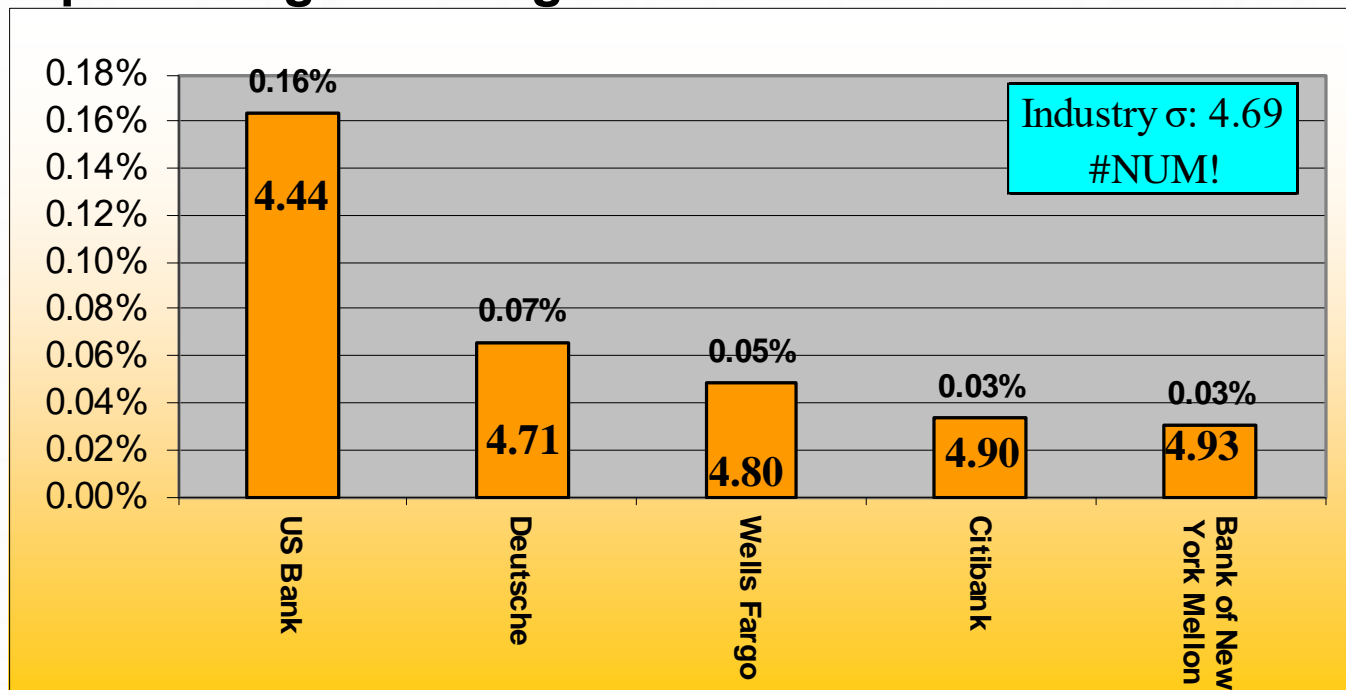


Sigma Level	2.01	2.31	2.49	2.65	3.06
Number of Late Rate	94	327	171	76	12
As a Percentage of Total Late Rates From All Agents	13.82%	48.09%	25.15%	11.18%	1.76%
Deviation From the Industry Sigma	-0.40	-0.10	0.08	0.25	0.65

All Amended Rates

CMO/ABS

As a percentage of an agent's total rates

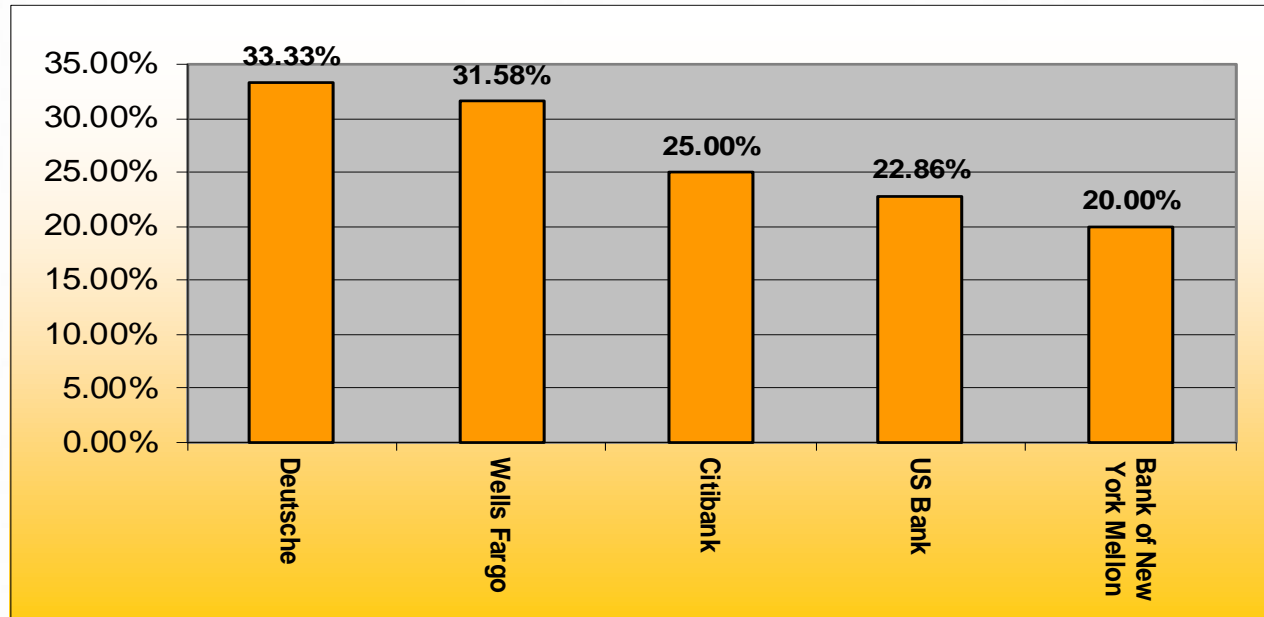


Sigma Level	4.44	4.71	4.80	4.90	4.93
Number of Amended Rates	35	6	19	4	5
As a Percentage of Total Amended Rates From All Agents	50.72%	8.70%	27.54%	5.80%	7.25%
Deviation From	-0.25	0.02	0.11	0.21	0.23

All Amended Rates

CMO/ABS

30 days+ after payable date
As a percentage of an agent's total amended rates

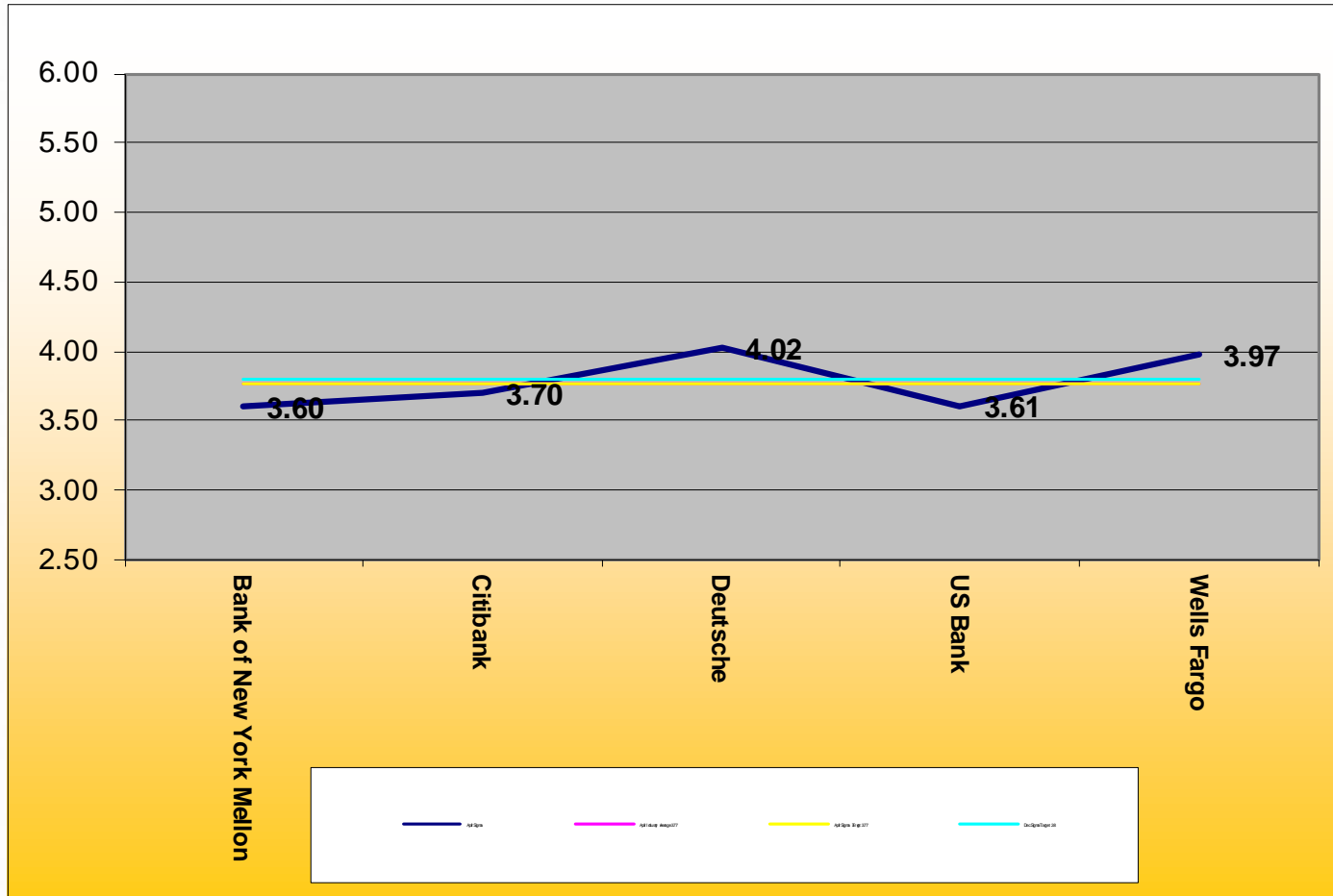


Number of Amended Rates 30 Days +	2	6	1	8	1
As a Percentage of Total Amended Rates From All Agents	11.11%	33.33%	5.56%	44.44%	5.56%

Monthly Sigma Versus Targets

Conforming Structured Securities - Payable 15/25

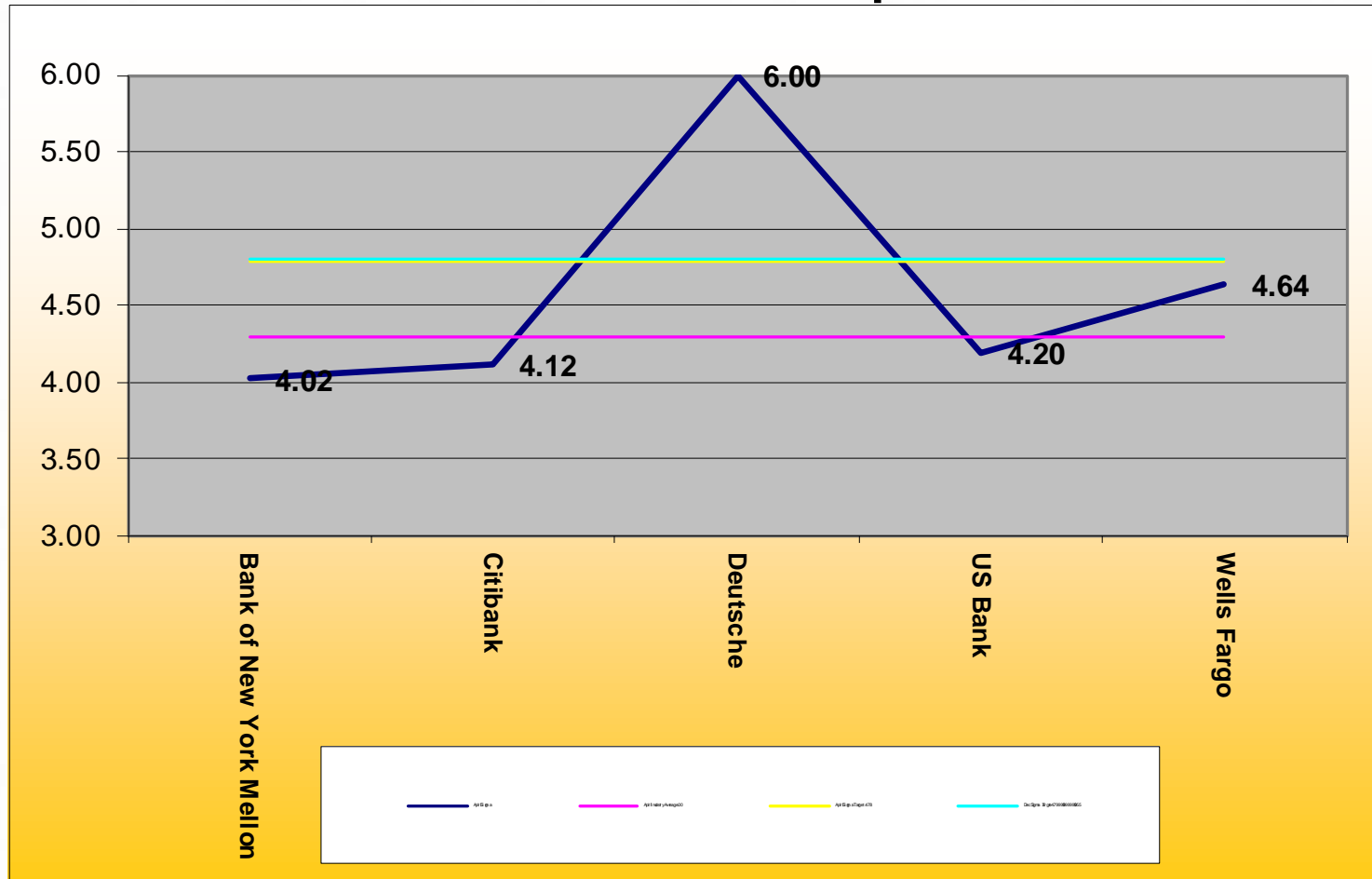
Open rates at COB on P/D-1



Monthly Sigma Versus Targets

All Structured Securities – Payable 15/25

Rates Received after 3:00pm on P/D



Monthly Sigma Versus Targets

All Structured Securities – Amended Rates

As a percentage of Total Rates

