

AGENT REPORT CARD

July 2017

Agent Report Card

This report highlights the performance of the top agents responsible for the processing of CMO/ABS securities in two specific areas of concern:

1)The unavailability of timely rate information.

2)Inaccurate rate information that requires amendment and therefore post payable date adjustments to DTCC's Clients.

The impact of each agent on last month's performance is reflected in bar charts showing "late/amended" information.

In addition, the top three agents with the best record in each category have been highlighted in Green.

Agent Report Card - Rankings

Agent Report Card

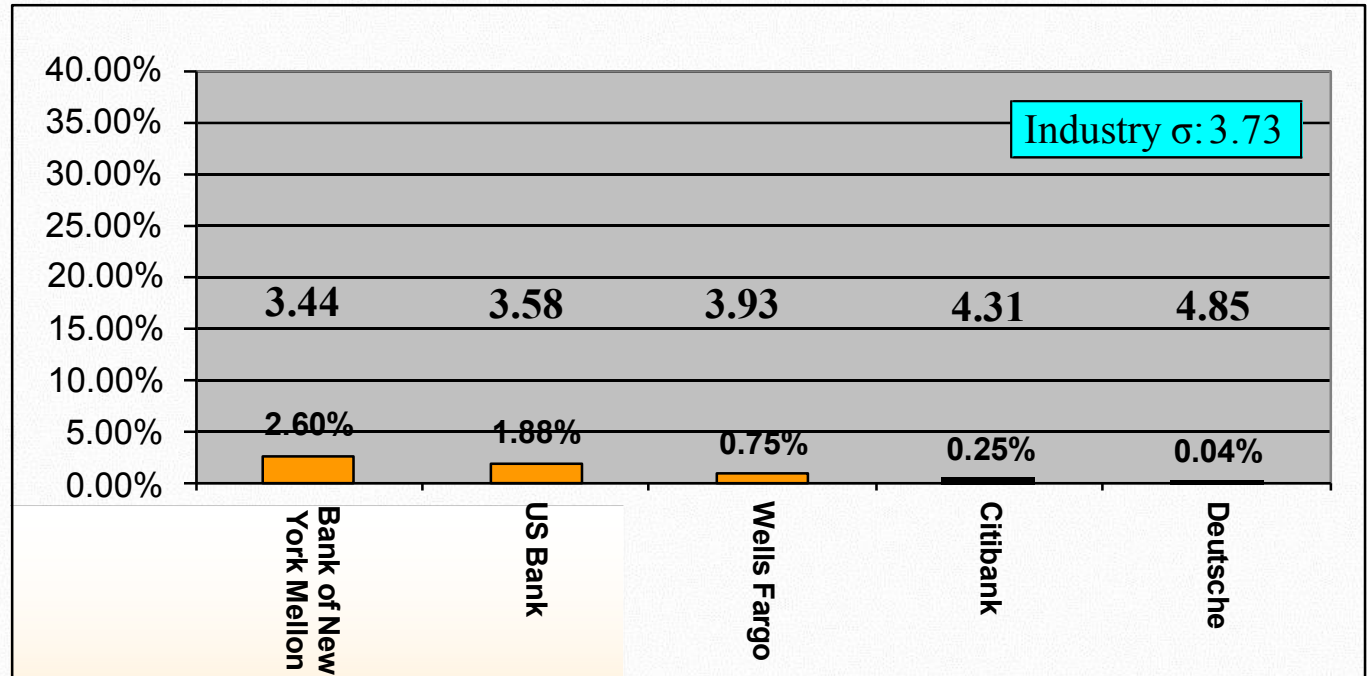
Rankings based on a percentage of an agent's total rates
(Best three in each category highlighted in green)

	Rates Open at COB P/D - 1	Late Rates after 3:00 pm Cut-off on P/D	Amended Announcements	Amended Announcements 30 Days + after P/D
Bank of New York Mellon	5	4	1	1
Citibank	2	1	5	1
Deutsche Bank	1	1	3	3
US Bank	4	5	3	5
Wells Fargo	3	3	2	4

Conforming Late Rates

CMO/ABS Payable on the 15th and 25th

Rates open at COB on P/D –1
As a percentage of an agent's total rates

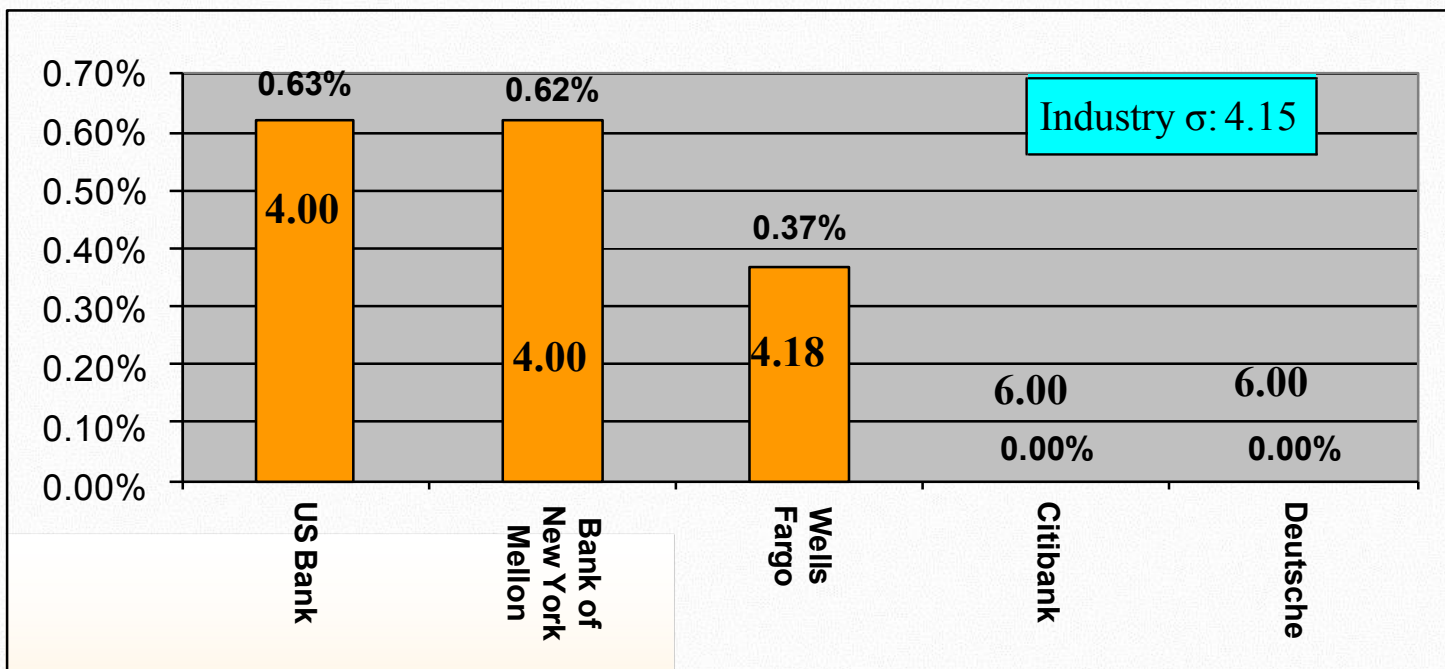


Sigma Level	3.44	3.58	3.93	4.31	4.85
Number of Late Rate	540	340	238	12	5
As a Percentage of Total Late Rates From All Agents	47.58%	29.96%	20.97%	1.06%	0.44%
Deviation From the Industry Sigma	-0.28	-0.15	0.20	0.58	1.12

All Late Rates

CMO/ABS Payable on the 15th and the 25th

After 3:00 p.m. EST on payable date and subsequent days
As a percentage of an agent's total Rates

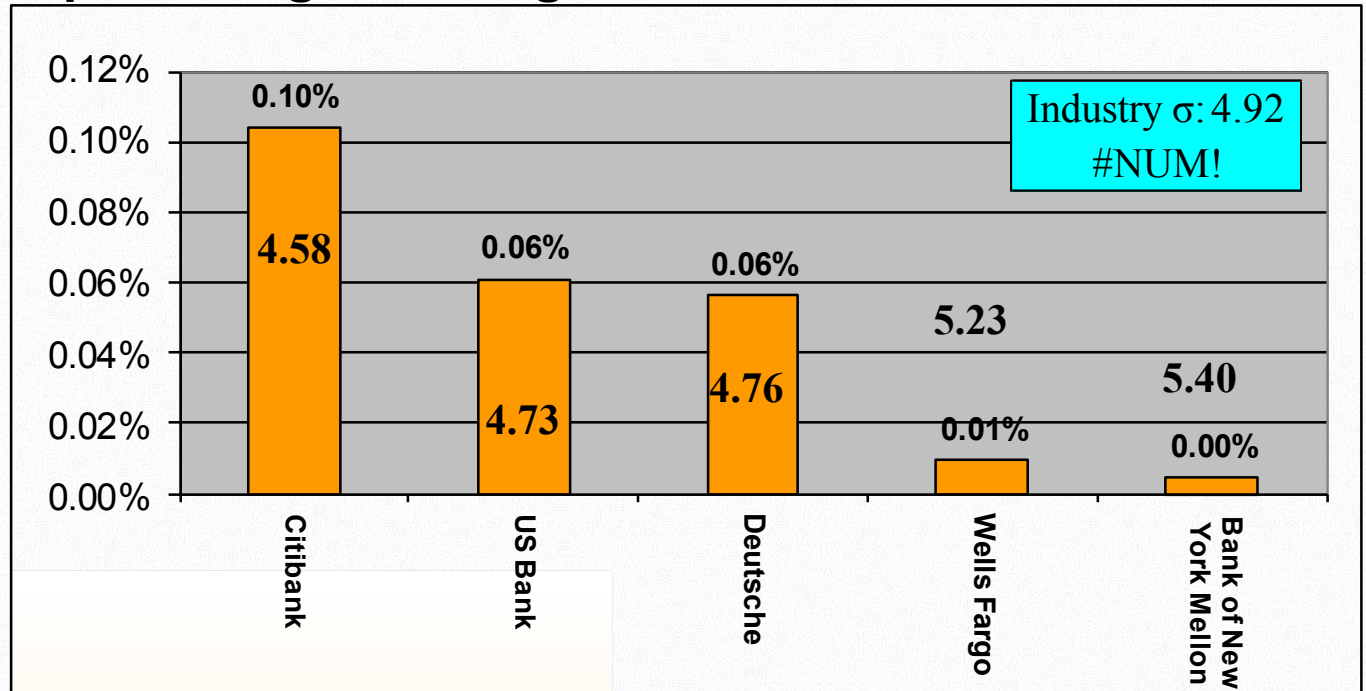


Sigma Level	4.00	4.00	4.18	6.00	6.00
Number of Late Rate	113	128	117	0	0
As a Percentage of Total Late Rates From All Agents	31.56%	35.75%	32.68%	0.00%	0.00%
Deviation From the Industry Sigma	-0.15	-0.14	0.03	1.85	1.85

All Amended Rates

CMO/ABS

As a percentage of an agent's total rates

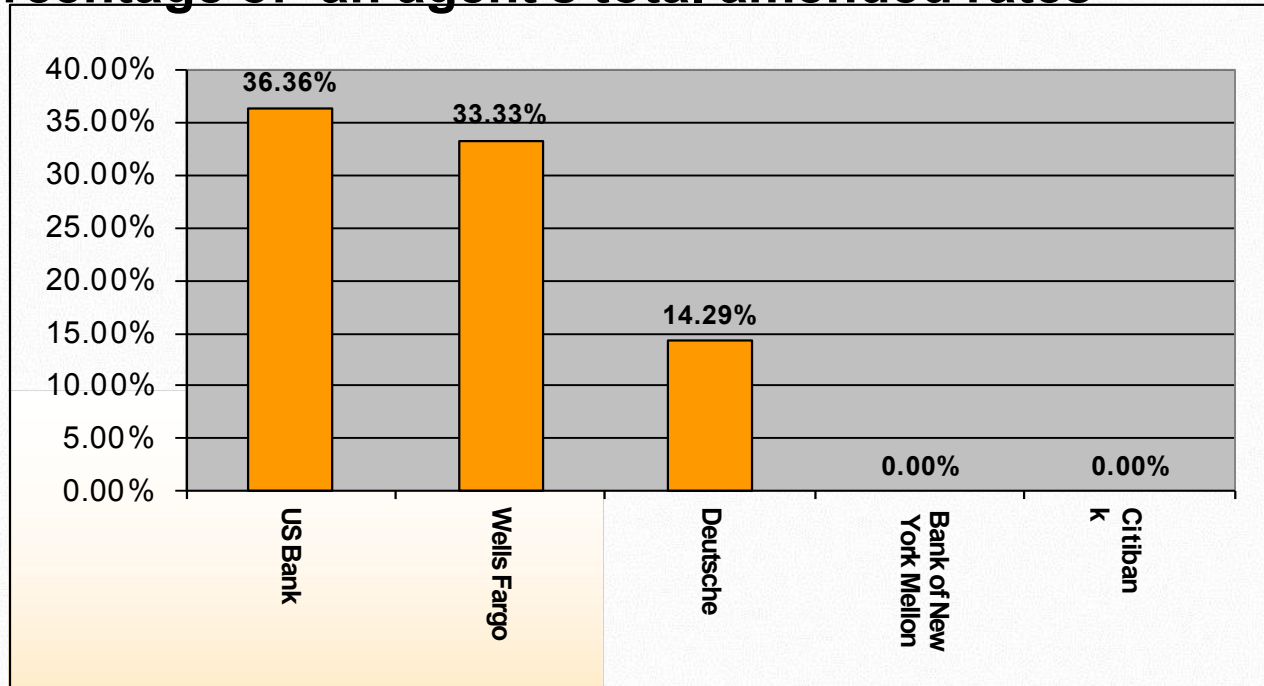


Sigma Level	4.58	4.73	4.76	5.23	5.40
Number of Amended Rates	5	11	7	3	1
As a Percentage of Total Amended Rates From All Agents	18.52%	40.74%	25.93%	11.11%	3.70%
Deviation From	-0.35	-0.19	-0.17	0.31	0.48

All Amended Rates

CMO/ABS

30 days+ after payable date
As a percentage of an agent's total amended rates

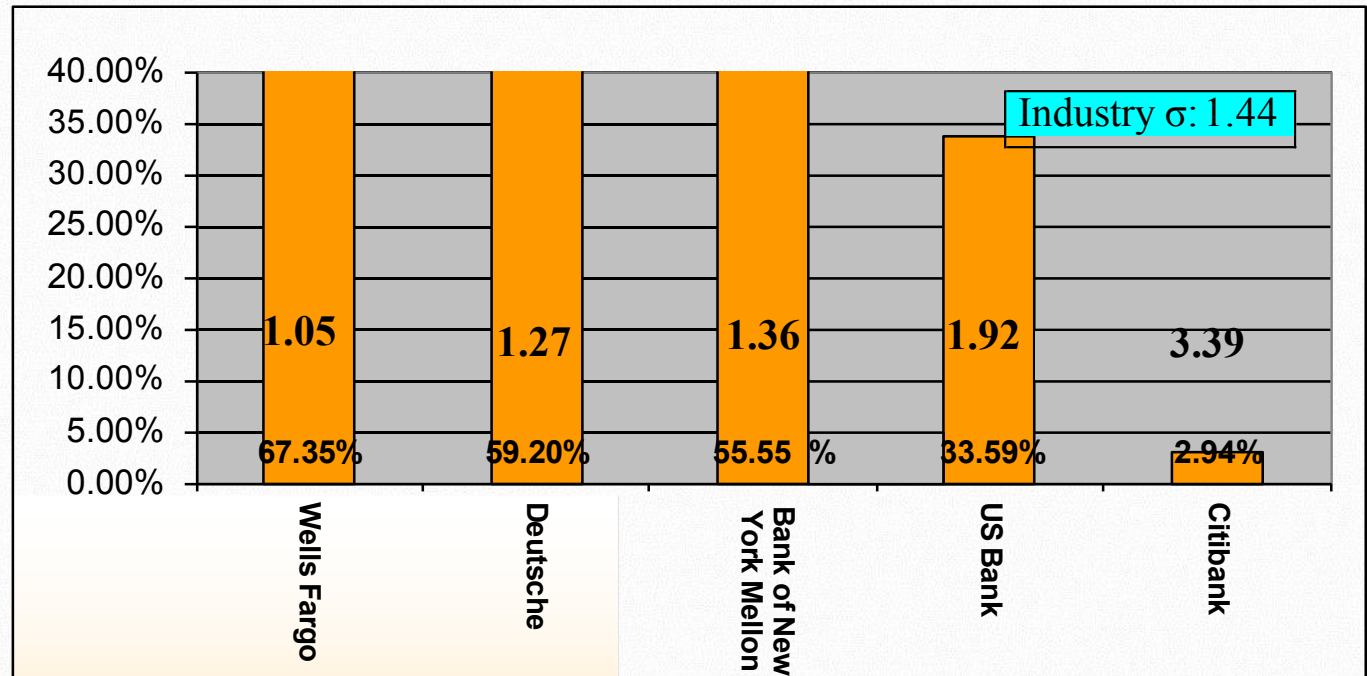


Number of Amended Rates 30 Days +	4	1	1	0	0
As a Percentage of Total Amended Rates From All Agents	66.67%	16.67%	16.67%	0.00%	0.00%

Conforming Late Rates

CMO/ABS All Payable Date excluding the 15th and 25th

Rates open at COB on P/D -1
As a percentage of an agent's total rates



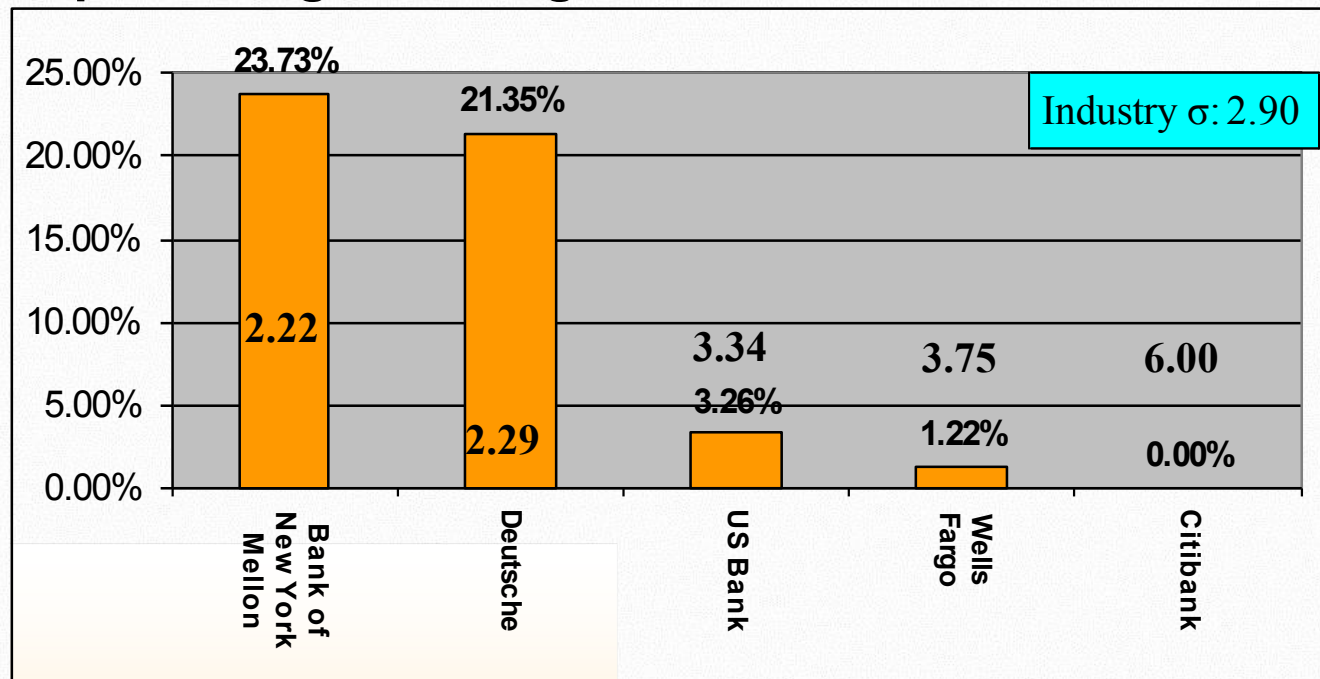
Sigma Level	1.05	1.27	1.36	1.92	3.39
Number of Late Rate	1,599	280	721	566	7
As a Percentage of Total Late Rates From All Agents	50.39%	8.82%	22.72%	17.84%	0.22%
Deviation From the Industry Sigma	-0.39	-0.18	-0.08	0.48	1.95

All Late Rates

CMO/ABS Excluding Payable on the 15th and the

25th

After 3:00 p.m. EST on payable date and subsequent days
As a percentage of an agent's total Rates



Sigma Level	2.22	2.29	3.34	3.75	6.00
Number of Late Rate	308	101	55	29	0
As a Percentage of Total Late Rates From All Agents	62.47%	20.49%	11.16%	5.88%	0.00%
Deviation From the Industry Sigma	-0.68	-0.60	0.45	0.85	3.10

Agent Report Card

Agent Report Card July's Entity Responsible

Agent	Paying Agent	Calculation Agent	Servicer	Third Parties	Re-Securitization	Total	Percentage of Total	Total Allocation Volume	Revision Percentage Rate
BNY Mellon	9	9	0	4	0	22	15.28%	22,080	0.10%
Wells Fargo	0	31	5	5	0	44	30.56%	33,985	0.13%
U.S. Bank	28	22	6	0	1	57	39.58%	19,739	0.29%
Citi	1	8	1	0	0	10	6.94%	5,056	0.20%
Deutsche Bank	5	0	0	0	6	11	7.64%	12,909	0.09%
Total	43	70	12	9	7	144	100.00%	93,769	0.80%

Agent Report Card

Agent Report Card July's Breakdown of Top Calculation Agents and Servicers Responsible for Revisions

Calculation Agent/Servicer	Calculation Agent or Servicer	Count @ Deal Level	Count @ Revision Level	Percentage of Total @ Revision Level
Wells Fargo	Calculation Agent	9	34	40.00%
BNY Mellon	Calculation Agent	3	9	10.59%
US Bank	Calculation Agent	5	8	9.41%
Wells Fargo	Servicer	5	8	9.41%
Other		8	26	30.59%
Total		28	85	100.00%

Agent Report Card

Agent Report Card July's Root Cause Breakdown

Agent	Operational Error			Modification of Underlying Asset	Other	Late Payments on Assets	Undetermined	Document ambiguity at trust level	Document ambiguity at loan level
	As Paying Agent	As Calc. Agent	Other Calc. Agents and Servicers						
Bank of New York	8	3	2	1	1	7	0	0	0
Deutsche Bank	5	0	0	0	0	6	0	0	0
CITI	1	0	8	0	1	0	0	0	0
US Bank	23	8	13	3	5	1	0	4	0
Wells Fargo	0	31	13	0	0	0	0	0	0
Total	37	41	36	4	7	14	0	4	0
	114								

Agent Report Card

Agent Report Card July's Breakdown of Operational Errors

Entity Initiating Revision	Percentage of Total @ Deal Level	Count @ Revision Level	Percentage of Total @ Revision Level
Calculation Agent	16	60	52.17%
Paying Agent	21	37	32.17%
Servicer	7	11	9.57%
Third Parties (other than servicer / calculation agent)	7	7	6.09%
Total	51	114	100.00%

Agent Report Card

Agent Report Card July's Aging Analysis

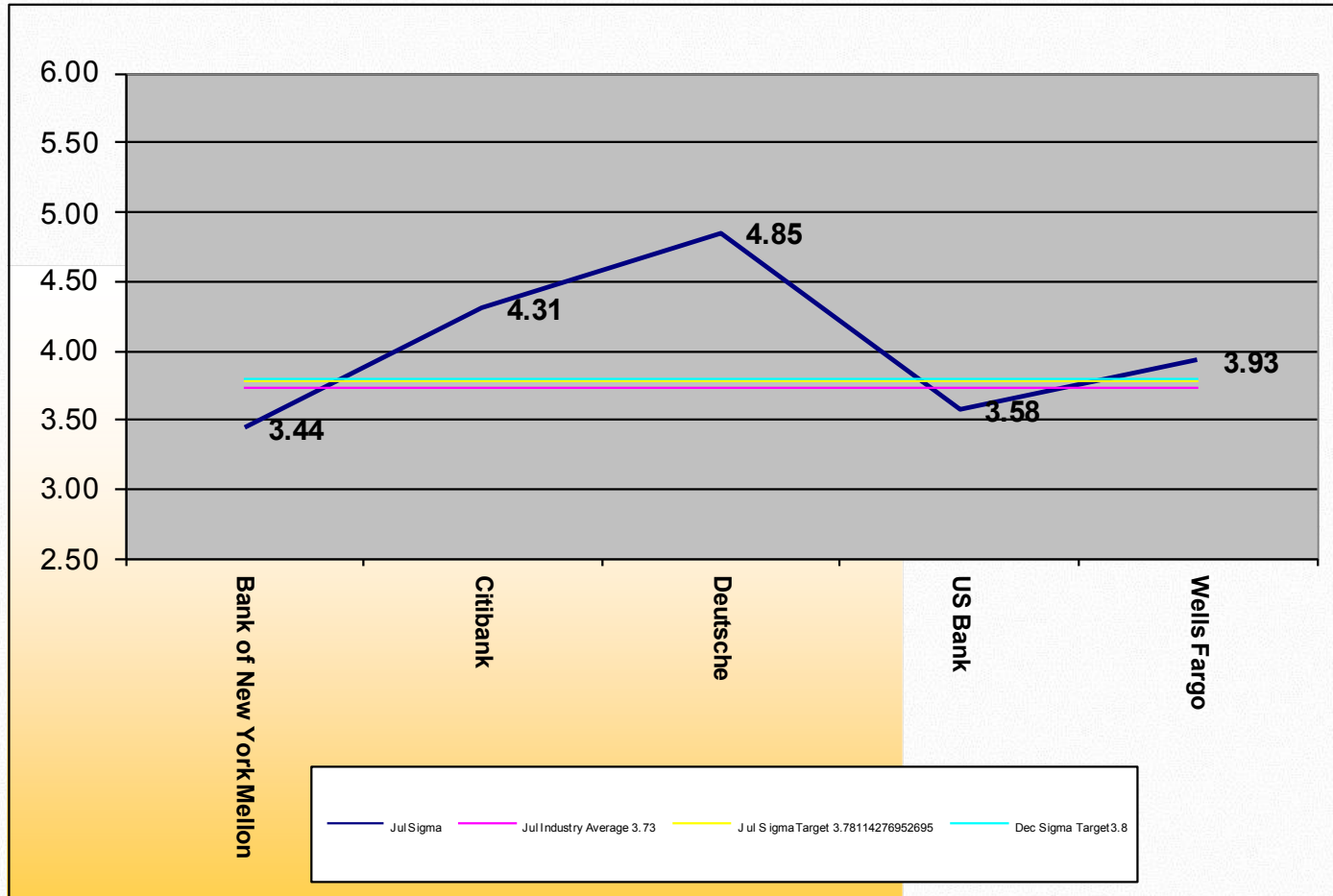
Agent	>365		>180		180-120		119-90		<90	
	# of Revisions	% of Agents Total Revisions	# of Revisions	% of Agents Total Revisions	# of Revisions	% of Agents Total Revisions	# of Revisions	% of Agents Total Revisions	# of Revisions	% of Agents Total Revisions
Bank of New York	0	0.00%	0	0.00%	0	0.00%	0	0.00%	22	100.00%
Citibank	0	0.00%	0	0.00%	0	0.00%	0	0.00%	10	100.00%
Deutsche Bank	0	0.00%	0	0.00%	0	0.00%	0	0.00%	11	100.00%
US Bank	0	0.00%	0	0.00%	1	1.72%	0	0.00%	57	98.28%
Wells Fargo	0	0.00%	0	0.00%	0	0.00%	0	0.00%	44	100.00%
Total	0	0.00%	0	0.00%	1	0.69%	0	0.00%	144	99.31%

****DTC is only processing revisions that are <90 days**

Monthly Sigma Versus Targets

Conforming Structured Securities - Payable 15/25

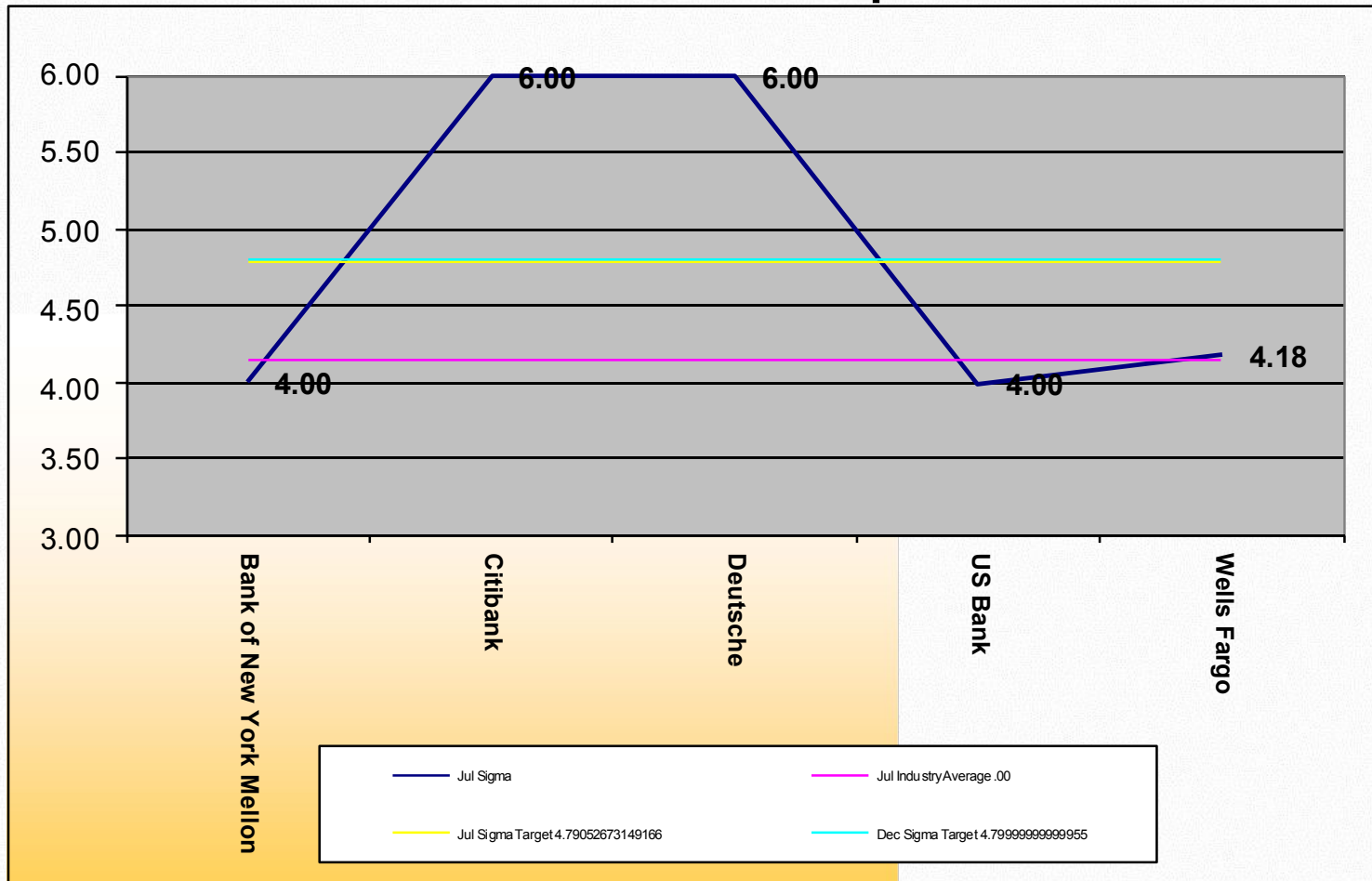
Open rates at COB on P/D-1



Monthly Sigma Versus Targets

All Structured Securities – Payable 15/25

Rates Received after 3:00pm on P/D



Monthly Sigma Versus Targets

All Structured Securities – Amended Rates

As a percentage of Total Rates

