

The DTCC logo consists of the letters 'DTCC' in a bold, black, sans-serif font.

Securing Today. Shaping Tomorrow.®

SECURITY POSITION REPORTS

SPR REGISTRATION USER GUIDE

VERSION 8.0.3

JUNE 18, 2020



Copyright © 2020 by The Depository Trust & Clearing Corporation (“DTCC”).

All rights reserved. This work (including, without limitation, all text, images, logos, compilation and design) is proprietary and protected by copyright, and is for the exclusive use of users authorized by DTCC. If this work is received from DTCC in any electronic medium, authorized users of this work are granted a limited, non-exclusive, non-transferable, non-sublicensable and freely revocable license to make reproductions and transmissions necessary for downloading and storage of this work on the users' computers and to print one or more paper copies from the electronic version for their own use. Other than to this limited extent, no part of this work (including any paper copies thereof or print versions thereof) may be printed, copied, altered, modified, posted, reproduced, displayed, published, sold, licensed, used or distributed (including by transmission) in any form or by any means, or stored in any information storage and retrieval system, without DTCC's prior written permission.

All product or service names are the property of their respective owners.

Doc Info: June 18, 2020

Publication Code: ISS104

Service: Security Position Reports

Title: SPR Registration User Guide

TABLE OF CONTENTS

Disclaimer.....	4
Navigate to SPR Registration Page.....	5
New Company Registration.....	8
Web Registration.....	10
Set Up Payment via EPY.....	15
Add Your CUSIP(s) to SPR.....	18
New User Registration.....	19
Technology Considerations.....	24
Contact Us.....	25

DISCLAIMER

The primary purpose of this user guide is to familiarize clients with Security Position Reports registration. This guide is not intended to serve as a legal document. No statement in this guide should be construed as a legally binding rule or regulation, or as creating an obligation on the part of DTCC or any of its subsidiaries. In addition, any time schedules or time requirements set forth herein are subject to change without notice.

NAVIGATE TO SPR REGISTRATION PAGE

To reach the SPR Registration page on dtcc.com:

1. Click **Issuer Services** on the Settlement and Asset Services menu.

The screenshot displays the DTCC website's navigation menu. The top navigation bar includes links for About, News & Insights, Videos, Legal & Regulatory, Events, Learning, Press Room, and Regions. The main navigation menu features several categories: INSTITUTIONAL TRADE PROCESSING, CLEARING SERVICES, SETTLEMENT & ASSET SERVICES, WEALTH MANAGEMENT SERVICES, COLLATERAL MANAGEMENT, DERIVATIVES SERVICES, and DATA SERVICES. The 'SETTLEMENT & ASSET SERVICES' menu is expanded, showing a list of sub-services: UNDERWRITING, ISSUER SERVICES (highlighted with a red box and a mouse cursor), CORPORATE ACTIONS PROCESSING, SECURITIES PROCESSING, SETTLEMENT, GLOBAL TAX SERVICES, and AGENT SERVICES. The background of the website features a blue and green abstract graphic with the text 'TURNING HEADWINDS INTO TAILWINDS' and a 'READ MORE' link. Below the main content area, there are four featured items: a Webinar titled 'Webinar: Collateral Position Reporting on 19th June', a GlobalCollateral article titled 'What do you mean by "Triparty"?', a Video titled 'Paving the way for Distributed Ledger Technology', and an Annual Report 2017 titled 'Turning Headwinds Into Tailwinds'. The footer contains the date 'May 23', the phone number '8744-18 - 8744-18', a search bar for 'DerivSERV', and a row of links: IMPORTANT NOTICES, CLIENT CENTER, BUSINESSES & SUBSIDIARIES, PARTNERS, CAREERS, TERMS OF USE & PRIVACY, SERVICECENTRAL, and PORTAL SIGN IN. The URL 'wdtcc.com/settlement-and-asset-services/issuer-services' is visible in the bottom left corner.

2. Click **SPR** on the Issuer Services page.

DTCC
Securing Today. Shaping Tomorrow.®

INSTITUTIONAL TRADE PROCESSING | CLEARING SERVICES | SETTLEMENT & ASSET SERVICES | WEALTH MANAGEMENT SERVICES | COLLATERAL MANAGEMENT | DERIVATIVES SERVICES | DATA SERVICES

ISSUER SERVICES

Home / Settlement & Asset Services / Issuer Services

DTC's Issuer Services provide an array of central communication and information resources for depository-eligible securities that facilitate outreach by issuers to shareholders. Through its efficient, cost-effective and risk-mitigating offerings, Issuer Services help achieve timely and accurate communication among interested parties with respect to securities held and serviced at DTC. [\[Read more\]](#)

CONTACT CLIENT SUPPORT
For more information regarding DTCC's Issuer Services, please e-mail us at issuerservices@dtcc.com

PRODUCTS & SERVICES

PROXY SERVICES
DTC's Proxy Services provide an essential link between DTC participants and issuers of eligible securities, supporting communication from issuers on matters such as shareholder meetings and consents, bankruptcies and dissenters/appraisal rights. [Learn More](#)

SECURITY POSITION REPORTS
DTC's Security Position Reports provide issuers, trustees and authorized third-party agents with valuable information on the position holdings of DTC participants in the issuer's security as of a specified time period. [Learn More](#)

ISSUER SERVICES
THE FIRST STOP FOR SECURITIES

May 23 | 8744-18 - 8744-18 | DerivSERV

IMPORTANT NOTICES | CLIENT CENTER | BUSINESSES & SUBSIDIARIES | PARTNERS | CAREERS | TERMS OF USE & PRIVACY | SERVICECENTRAL | PORTAL SIGN IN

3. Click **Register for SPR** (listed under **Essentials**).

The screenshot displays the DTCC website's Security Position Reports page. The DTCC logo is at the top left, with the tagline "Securing Today. Shaping Tomorrow." Below it, navigation links for "Clearing Services", "Settlement & Asset Services", "Investment Product Services", and "Data & Repository Services" are visible. The main heading is "SECURITY POSITION REPORTS". A breadcrumb trail shows "Home / Settlement & Asset Services / Issuer Services / Security Position Reports". A secondary navigation bar includes "Overview", "News", "Legal", and "Client Center".

The main content area features a title: "Security Position Reports from The Depository Trust Company (DTC) provide issuers, trustees and authorized third-party agents with valuable information on the position holdings of DTC participants in the issuer's security as of a specified time period." Below this is an "ABOUT" section with a paragraph describing the service and another paragraph about user registration and subscription options.

On the right side, there is a "CONTACT CLIENT SUPPORT" section with contact information: "SPR/Proxy Hotline: (212) 855-5191" and "E-mail: spr@dtcc.com". Below this is an "ESSENTIALS" section with a list of links: "Log in to SPR", "Register for SPR" (highlighted with a red box), "SPR Pricing", "SPR Web User Guide", "Terms of Use", and "FAQs".

Further down is a "RELATED PRODUCTS AND SERVICES" section with a link to "Proxy Services". At the bottom of the right sidebar is a "FROM THE LEARNING" section.

The footer contains navigation links: "IMPORTANT NOTICES", "CLIENT CENTER", "BUSINESSES & SUBSIDIARIES", "CAREERS", "TERMS OF USE & PRIVACY", and "PORTAL SIGN IN".

You can also go to:

- <http://www.dtcc.com/spr>. This URL brings you to the SPR page (as seen above).
- <http://www.dtcc.com/settlement-and-asset-services/issuer-services/security-position-signup>. This URL brings you directly to the SPR Registration page.

NEW COMPANY REGISTRATION

If your firm has not previously registered for SPR, please complete the **New Company Registration**. This initial registration must be submitted by an officer of your firm whose role can be verified by DTC on your firm's website or within your firm's SEC filings.

1. To register, click on "**click here.**"

SETTLEMENT & ASSET SERVICES

Home / Settlement & Asset Services / Issuer Services / **Register for SPR** Share | Print

Return to Registration Overview
 New Company Registration
 New User Registration
 Sample Template Letters
 FAQs on SPR Registration
 SPR FAQs
 DTC FAQs
 SPR Web User Guide (pdf)

REGISTER FOR SPR

Security Position Reports from The Depository Trust Company (DTC) provide issuers, trustees and authorized third-party agents with valuable information on the position holdings of DTC participants in the issuer's security as of a specified time period.

New Company Registration

Please complete the [New Company Registration](#) if your firm has not previously registered for our Security Position Reports (SPR) web service.

This initial registration must be submitted by an officer of your firm whose role can be verified by DTC on your firm's website or within your firm's SEC filings. If you are an officer, but DTC will be unable to verify you as such, please have an officer whose title is identifiable via your firm's website or SEC filing send written authorization in the form of a signed and dated letter on company letterhead to spr@dtcc.com verifying your title and complete contact information. This requirement is to ensure your firm's security position information is obtained only by those appropriately entitled.

Once your registration has been approved by DTC, you will automatically be provisioned with the role of Coordinator. As a Coordinator you have access to the full range of activities within SPR, including the ability to authorize additional users, please see the [FAQs on registration](#) for further details.

To register your organization and sign-up as a Company Coordinator [click here](#)

You will then need to agree to the terms.

2. On the **SPR Terms and Conditions: New Company Registration** page, scroll down and click "**Yes, continue to registration.**"

Do you agree to the terms and conditions outlined above?

[Yes, continue to registration.](#) [No, return to product details](#)

3. If you are an officer but DTC will be unable to verify you as such, please have an officer whose title is identifiable via your firm's website or SEC filing send written authorization in the form of a signed and dated letter on company letterhead to spr@dtcc.com. This letter must verify your title and complete contact information.
 - If we will be unable to verify an officer of your firm via your website or an SEC filing, please have an officer register and then send DTCC a copy of a notarized letter on company letterhead via e-mail to spr@dtcc.com that verifies the officer's title and complete contact information.
 - If the e-mail you are using to register is not associated with your company's corporate domain, please send a copy of a notarized letter on company letterhead via e-mail to spr@dtcc.com outlining the reason for this discrepancy.
 - Examples of verification letters can be found here: <http://www.dtcc.com/asset-services/issuer-services/spr-sample-template-letters.aspx>

WEB REGISTRATION

After agreeing to the terms and conditions, you are brought to the **Web Registration** page.

1. Fill out all required fields indicated by a red asterisk (*) and click **Continue**.

* Indicate Required fields

* Company Name

* Address Line 1

Address Line 2

* City

* State / Province

* Zip/Postal Code

* Country

If you encounter issues with your registration request, please contact the Customer Support Center at: +1 212-855-5191 Option 3

2. Select **Issuer** for the **Company Type** field.

* Indicate Required fields

* Company Type

If you encounter issues with your registration request, please contact the Customer Support Center at: +1 212-855-5191 Option 3

Selecting **Issuer** displays a **CUSIP** field.

3. Fill out the **CUSIP** field with the base (first six digits) of the CUSIP. This grants authorization to all CUSIPs in that family. Click **Continue**.

The **SPR User Self-Registration Form** appears. In order to complete the New Company Registration, DTCC needs to verify your identity as an officer at your firm.


4. To confirm your title, please select only one of the options in the Registration Validation” field:
 - a. To confirm using your firm’s SEC filing, click **Attach a PDF file** and select the PDF for attachment. Please note that PDF is the only acceptable file type for attachment.


*** Indicate Required fields**

*** Company Name**


*** Registration Validation**

Attach a PDF file No file chosen

Provide URL 

*** First Name** 

*** Last Name**

*** Email Address (Use lowercase)** 

*** Confirm Email Address (Use lowercase)**


*** Business Phone:**

For US and Canada

For Other Countries

Phone Extension

*** Title/Department**

*** Address Line 1** 

Address Line 2

*** City**

*** State / Province** ▼

*** Zip/Postal Code**

*** Country** ▼

By checking this box you acknowledge that you have read the [DTCC Privacy Policy](#)

If you encounter issues with your registration request, please contact the Customer Support Center at: +1 212-855-5191 Option 3

- b. To confirm using your company's official Web site, click **Provide URL** and type the link to your firm's company leadership page.

*Indicate Required fields

* Company Name

* Registration Validation Attach a PDF file
 Provide URL

* First Name

* Last Name

* Email Address (Use lowercase)

* Confirm Email Address (Use lowercase)

* Business Phone:

For US and Canada

For Other Countries

Phone Extension

* Title/Department

* Address Line 1

Address Line 2

* City

* State / Province

* Zip/Postal Code

* Country

By checking this box you acknowledge that you have read the [DTCC Privacy Policy](#)

If you encounter issues with your registration request, please contact the Customer Support Center at: +1 212-855-5191 Option 3

5. Enter all remaining required information and click **Submit**.
A Confirmation screen appears.
6. Print and retain this information.
The **Request ID** will act as your temporary password once you are approved by DTC and receive the approval e-mail with your **User ID**.

Thank you for your registration. Your User ID is your email address. Your registration Request ID is
pv452rkh
Papa
Victor
Four
Five
Two
Romeo
Kilo
Hotel

Please print this page and retain this information.
You will need your Request ID to complete the registration process;
loss of this information will require you to undertake the registration request process again from the beginning.
We will contact you within 2 business days with an approval or rejection decision on your access request.
If you have questions about your registration request or encounter a problem,
please contact the Customer Support Center at: 888-382-2721
(select option #1 for Technical Issues then #6 DTCC Web Registration Issues)

[Print](#)

You will receive an update via e-mail from WebRSG@dtcc.com within two business days. Your registration will either be authorized, pended (requiring further documentation) or rejected. Please make sure to check your spam or any other filtered folders before contacting DTCC.

Once authorized, you will receive two e-mails:

- One e-mail contains your temporary password.
- One e-mail contains your Login ID.

From: <WebRSG@dtcc.com>
Date: Aug 14, 2015 12:43 PM
Subject: DTCC Registration Request APPROVED - Login ID
To: <j.smith@abccompany.com>
Cc:

Your request for access to the DTCC Web product Portal for login ID j.smith@abccompany.com has been approved.

If you have questions about your registration request, encounter a problem, or this update has been made without your knowledge, please contact your Access Coordinator (AC). If your AC is unavailable, or you do not have one, then contact the DTCC Customer Support Center.

U.S. and Canada Callers: [888-382-2721](tel:888-382-2721) (Select option 5 then 2) International Callers: [212-855-8099](tel:212-855-8099) (Select option 5 then 2)

Your request for access to the DTCC Web product Portal has been approved.

You were separately emailed your login ID for this product.

****Your temporary password**** for this login ID is:

pv452rkh

Please take the following steps to complete your registration:

1. Go to the portal link provided at the end of this email.
2. Login with your login ID and temporary password.
3. If a digital certificate is required for your product, please follow the displayed prompts.
4. Follow all on screen instructions.
5. Go to your product.

The URL for the DTCC Portal on the internet is:

<https://portal.dtcc.com>

For DTCC Employees, you will need to use:

<https://portal.dtcc.org>

If you have questions about your registration request, encounter a problem, or this update has been made without your knowledge, please contact your Access Coordinator (AC). If your AC is unavailable, or you do not have one, then contact the DTCC Customer Support Center.

U.S. and Canada Callers: [888-382-2721](tel:888-382-2721) (Select option 5 then 2) International Callers: [212-855-8099](tel:212-855-8099) (Select option 5 then 2)

7. Log into the DTCC portal at <https://portal.dtcc.com/>

SET UP PAYMENT VIA EPY

Once you log into the DTCC portal, you must set up a payment profile in order to authorize third party agents and order reports. This is done via the **EPY** application.

Note:

A payment profile does not need to be established in order to view your firm's Omnibus Proxy.

1. Update or confirm your contact information. Please fill out all the required fields indicated by a red asterisk (*) and then click **Confirm**.

Note:

You can add another person to the invoice e-mail distribution list by filling out the **Additional Invoice Recipient E-mail Address** section.

Please confirm or update your Contact Information

Contact Information

Customer Contact Information = Required

First Name:		*
Last Name:		*
Email Address:		*
Confirm Email Address:		*
Phone:		*
Phone Extension:		
Title:		*
Department:		*
Address Line 1:		*
Address Line 2:		
City:		*
Country:	United States	*
State / Province:		
Zip/Postal Code:		*

Additional Invoice Recipient Email Address

Add'l Invoice Recipient Email:	
Confirm Add'l Invoice Recipient Email:	

- Click **Add New Credit Card Information** and fill out the required fields.

Credit Card Instructions

Payment Information: Credit Card Option

? Card number

Account Number

? Card Expiration Date **?** Security code

▼

/

▼

CVV

[What's this?](#)

Note:

Please ensure that you enter the Security Code and CVV.

- Fill out the required credit card information and select the appropriate checkbox.

Account Holder Information * = Required

Full Name:		*
Company Name:		*
Address Line 1:		*
Address Line 2:		
City:		*
Country:	Select Country ▼	*
State / Province:		*
Zip/Postal Code:		*

By checking the following box, I confirm that I have complied with all of the terms of DTC's Payment Policy related to Security Position Reports, the Security Position Report Terms of Use Agreement and this Epay disclaimer *

By choosing either Credit/Charge Card or Electronic Check, I authorize and instruct The Depository Trust Company ("DTC") to charge my designated credit/charge card or bank/checking account (the "Authorization"). I understand that the amount of my order may vary based upon the type and quantity of products and services

Reset
Cancel
Submit

Note:

Please ensure that the credit card address matches what is on file with your financial institution.

- Click **Submit**.
You can also click **Reset** to erase any information you have entered on this page.

- Link the payment to SPR by selecting SPR under Eligible Services.

ePayments

Home | Contact Information

Service linked to payment method

Payment Link Detail

Link Payment Method to Eligible Service(s)

Eligible Services		Linked Services
No Available Services	Add >>	Security Position Report (SPR-BAN) 0012QCA1

View All Payment Methods | Complete Set Up & Exit

- Click "Complete Set Up & Exit."

ePayments

Home | Contact Information

To link the service to this payment, select from the "Eligible Services" section and then click the Add button

Payment Link Detail

Link Payment Method to Eligible Service(s)

Eligible Services		Linked Services
Security Position Report (SPR-BAN) 0012QCA1	Add >>	

View All Payment Methods | **Complete Set Up & Exit**

Please confirm or update Payment Information

Payment Method Detail

Payment Information: Credit Card Option

Card Type:	Visa
Card Number:	xxxxxxxxxxxxxx
Expiration Date:	8 /2020
Status:	Active

Account Holder Information

Full Name:	John Smith
Company Name:	TEST COMPANY
Address Line 1:	123 Example Street
Address Line 2:	
City:	New York
Country:	US
State / Province:	NY
Zip/Postal Code:	12345

Update Payment Information

ADD YOUR CUSIP(S) TO SPR

You can add your CUSIP(s) to your Eligible Issue list within SPR. This allows you to order reports, authorize agents, and retrieve your electronic omnibus proxy.

1. Log in to the DTCC portal and select **SPR**.
2. On the home screen, select **Add Issue**.

The screenshot shows the DTCC SPR Security Position Reports dashboard. At the top, there is a navigation bar with 'Home', 'Reports', 'Eligible Issue List', 'Agent Authorizations', 'Administration', 'Help', and 'Contact Us'. The 'Add Issue' link in the 'Eligible Issue List' section is highlighted with a red box. Below the navigation bar, there is a 'Dashboard' section with a message: 'You have the authority to act on behalf of another entity. Please enter the entity ID below and click the Act as Entity button.' Below this message, there is a text input field for 'Entity ID' and an 'Act as Entity' button. The dashboard is divided into several sections: 'Add Issue' (with a red box around the 'Add Issue' link), 'Agent Authorizations' (with a message 'You currently have no pending items to display.'), 'Current Subscriptions' (with a table of subscriptions), 'Completed Reports' (with a message 'Completed Reports Retrieval 17'), 'Omnibus Proxy' (with a message 'Omnibus Report Retrieval 29'), and 'Pending Requests' (with a table of pending requests). At the bottom, there is an 'Important User Information' section with a message and a link to 'Edit User Information'.

CUSIP	Frequency	Start Date	Renewal Date	Status	Report	
XXXXXXXXXX	Weekly	07/23/2014	07/23/2016	Active	N/A	N/A
XXXXXXXXXX	Monthly	01/04/2016	01/04/2017	Active	N/A	N/A

CUSIP	Frequency	Start Date	End Date	Report
XXXXXXXXXX	One Time	03/21/2016	03/21/2016	N/A
XXXXXXXXXX	One Time	04/01/2016	04/01/2016	N/A
XXXXXXXXXX	One Time	03/22/2016	03/22/2016	N/A

A modal window appears, allowing you to add an Issue by either **CUSIP** or **Ticker Symbol**.

The screenshot shows the 'Add Issue' modal window. It has a title bar with the text 'Add Issue' and a close button. Below the title bar, there is a message: 'Select CUSIP or Ticker and click Submit to add an issue.' Below this message, there are two radio buttons: 'CUSIP' (which is selected) and 'Ticker'. Below the radio buttons, there is a text input field and a 'More' button. At the bottom of the modal, there are two buttons: 'Submit' and 'Cancel'.

For other SPR functions, please see the [SPR Web User Guide](#).

NEW USER REGISTRATION

DTC requires at least one officer to be registered for SPR at all times, and recommends that each firm have multiple users (including at least two Coordinators) to ensure uninterrupted access to SPR.

If your company is already registered for SPR and needs to add additional users, please have them complete the New User Registration.

Note:

As long as there is an active Officer for your firm, additional users do not need to be officers.

New users must know their Company ID to register. This is an eight-digit number generated by DTC upon the initial New Company Registration. Any SPR users at your firm should be able to retrieve it for you. If you cannot find this information internally, please e-mail DTCC at spr@dtcc.com requesting this information.

New users must choose their role: either Coordinator or Operator. Coordinators can undertake the full range of activities within SPR, while Operators are more limited in scope:

- Coordinators can authorize third party agents and therefore need to provide payment information via our ePayments (EPY) application.

Note:

Operators do not have access to EPY and are instead linked to the existing Coordinator's profile

- Coordinators can retrieve your company's electronic Omnibus Proxy.
- Coordinators can authorize the addition or deletion of users on your account (via e-mail to DTC).

If the new user registration is being submitted by an officer of your firm who is identifiable via your corporate website or an SEC filing, then the appropriate documentation must be included with the registration. If the new user indicates that he or she is an officer during registration, he or she will be prompted to include supporting documentation.

If the new user is not an officer, an e-mail authorizing this new user's access must be sent by an existing Coordinator to spr@dtcc.com for DTC to review and approve.

1. Go to the **Registration** page: <http://www.dtcc.com/SPR-signup>
2. To register as a new user, scroll down to the **New User Registration** section and click on **click here**. You can also reach the page directly at <https://portalq6.dtcc.com/userreg/selfrrs/selfregistration/spruserregistration1.do>

New User Registration

DTC recommends that each firm have multiple users to ensure uninterrupted access to SPR. If your company is already registered for SPR and needs to add additional users, please have them complete the **New User Registration**. (Note: as long as there is an active Coordinator for your firm, additional users do not need to be officers.)

A **New User Registration** request must include your Company ID which is generated by DTC upon the initial New Company Registration. If you do not know your Company ID please email us at spr@dtcc.com requesting this information.

You must choose a role to register as: "Coordinator" or "Operator." Coordinator-level access allows a user to undertake the full range of activities within SPR, while Operator level access offers a more limited scope of activities, please see the [FAQs on registration](#) for further details. (Note: Companies can have more than one Coordinator registered at the same time.)

If the new user registration is being submitted by an officer of your firm who is identifiable via your corporate website or an SEC filing then no further documentation is necessary. If the new user is not an officer, an email authorizing this new user's access must be sent by an existing Coordinator to spr@dtcc.com for DTC to review and approve.

To register as a New User, [click here](#).

You will then need to agree to the terms.

3. On the **SPR Terms and Conditions: New User Registration** page, scroll down and click **Yes, continue to registration**.

Do you agree to the terms and conditions outlined above?

[Yes, continue to registration.](#)



[No, return to product details](#)


- Fill out all required fields as indicated by a red asterisk (*) in the **Web Registration** form.


Note:


The **Company ID** field is required.


*Indicate Required fields

* Company ID  


* User Type 

Are you a corporate officer with your firm? 

* Registration Validation Attach a PDF file
 Provide URL 

* First Name 

* Last Name

* Email Address (Use lowercase) 

* Confirm Email Address (Use lowercase)


* Business Phone:

For US and Canada

For Other Countries

Phone Extension

* Title/Department

* Address Line 1 

Address Line 2


* City

* State / Province

* Zip/Postal Code

* Country

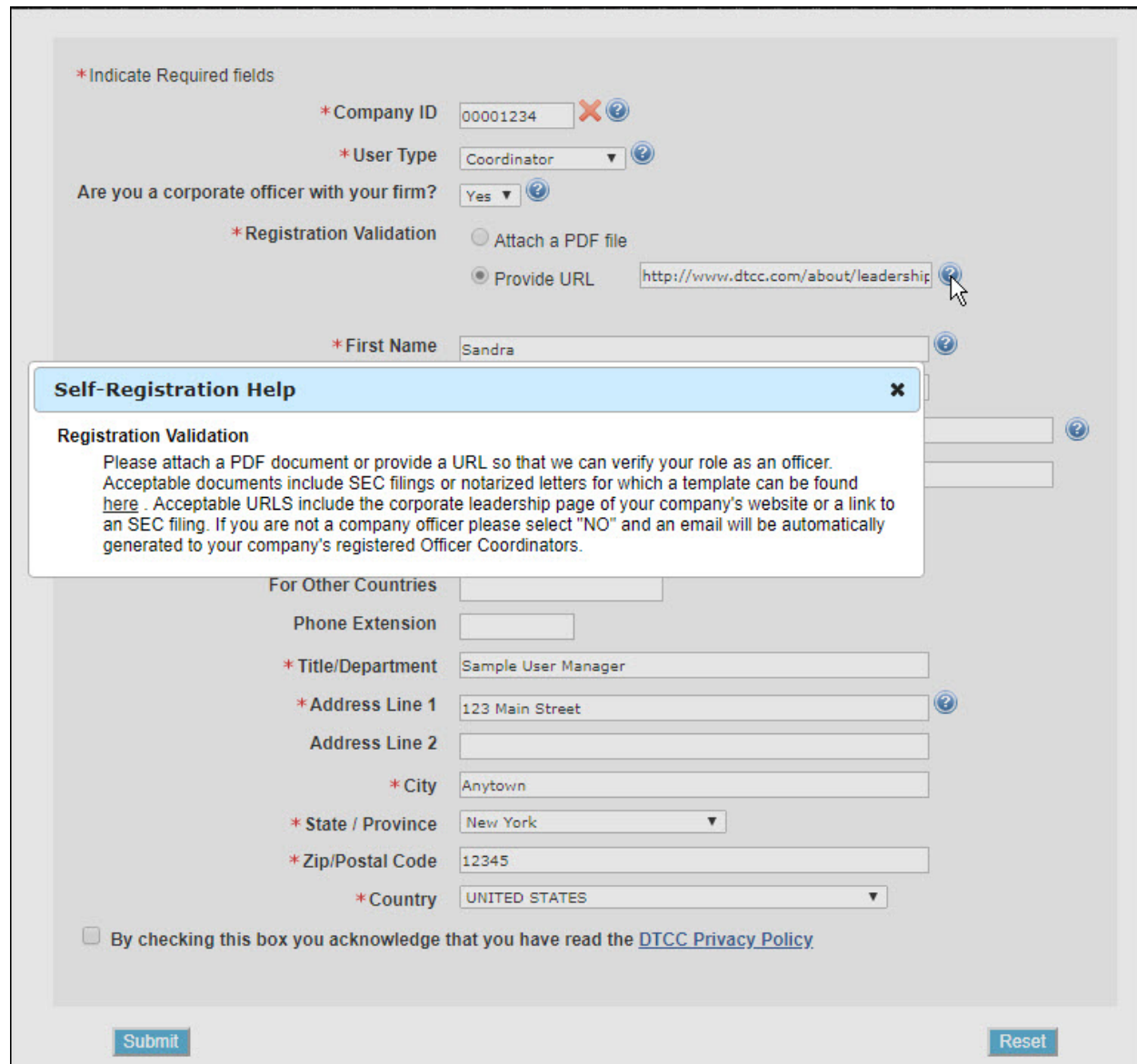
By checking this box you acknowledge that you have read the [DTCC Privacy Policy](#)





Note:


SPR registration forms are accompanied with field specific “tooltips”.


If you are unsure what to enter into a particular field, click any  icon to view helpful information about that field.



*Indicate Required fields


* Company ID  


* User Type 


Are you a corporate officer with your firm? 

* Registration Validation

Attach a PDF file

Provide URL 

* First Name 

Self-Registration Help 


Registration Validation

Please attach a PDF document or provide a URL so that we can verify your role as an officer. Acceptable documents include SEC filings or notarized letters for which a template can be found [here](#) . Acceptable URLs include the corporate leadership page of your company's website or a link to an SEC filing. If you are not a company officer please select "NO" and an email will be automatically generated to your company's registered Officer Coordinators.

For Other Countries

Phone Extension

* Title/Department

* Address Line 1 

Address Line 2

* City

* State / Province

* Zip/Postal Code

* Country

By checking this box you acknowledge that you have read the [DTCC Privacy Policy](#).

5. In the Registration Validation field, [provide proof that you are an officer](#).
 - a. To confirm using your firm's SEC filing, click **Attach a PDF file** and select the PDF for attachment. Please note that PDF is the only acceptable file type for attachment.
 - b. To confirm using your company's official Web site, click **Provide URL** and type the link to your firm's company leadership page.

Notes:

- If the new registrant is not an officer, then an officer currently registered for SPR will need to authorize the new user.
 - When non-officers submit an SPR registration, a notification is automatically directed to all company officers registered for SPR. Upon receiving this notification, the company officer can either approve or reject the registration by replying directly to spr@dtcc.com.
 - Users can indicate whether they are officers by selecting the appropriate button in the **Are you a corporate officer with your firm?** field.
-

6. Click **Submit.**

TECHNOLOGY CONSIDERATIONS

Web Browser: SPR only supports the use of Microsoft Internet Explorer version 11 and Google Chrome. If you attempt to access SPR via any other web browsers, you are likely to encounter issues that may limit the site's functionality.

Login: DTC uses a dual authentication system. This means that in addition to requiring a username and password, a cookie will be installed on your computer.

- Passwords will expire after 90 days. After 90 days, users will be prompted to choose a new password.
- When using the self-service tool for password resets, the codes sent will expire after 24 hours. The same computer must throughout the entire password reset process.
- Cookies expire after 12 months of inactivity.
 - Authentication issues will also occur if attempting to log in from a new computer, with a new or different browser, if the browser being used doesn't accept cookies, if using a virtual desktop environment, or if cookies/browser history have been deleted.
- Computer authentication codes expire 1 hour after being sent.
- Users should log in regularly to ensure access and avoid delays during proxy session.

CONTACT US

For registration-related questions, you can contact DTCC using the following information:

- E-mail: spr@dtcc.com
- Phone: (212) 855-5191

Please do not contact DTCC before two business days have passed as time is needed to review your registration.

For technical issues, please call (888) 382-2721 and select option 1, then option 3.

FOR MORE INFORMATION

Email DTCC Learning at:

DTCCLearning@dtcc.com

or visit us on the web at:

www.dtccllearning.com