



The Depository Trust &  
Clearing Corporation

## *Agent Report Card*

*June 2011*

# AGENT REPORT CARD

This report highlights the performance of the top agents responsible for the processing of CMO/ABS securities in two specific areas of concern:

- 1) The unavailability of timely rate information.
- 2) Inaccurate rate information that requires amendment and therefore post payable date adjustments to DTC's participants.

The impact of each agent on last month's performance is reflected in bar charts showing "late/amended" information.

In addition, the top three agents with the best record in each category have been highlighted in Green.



# Agent Report Card

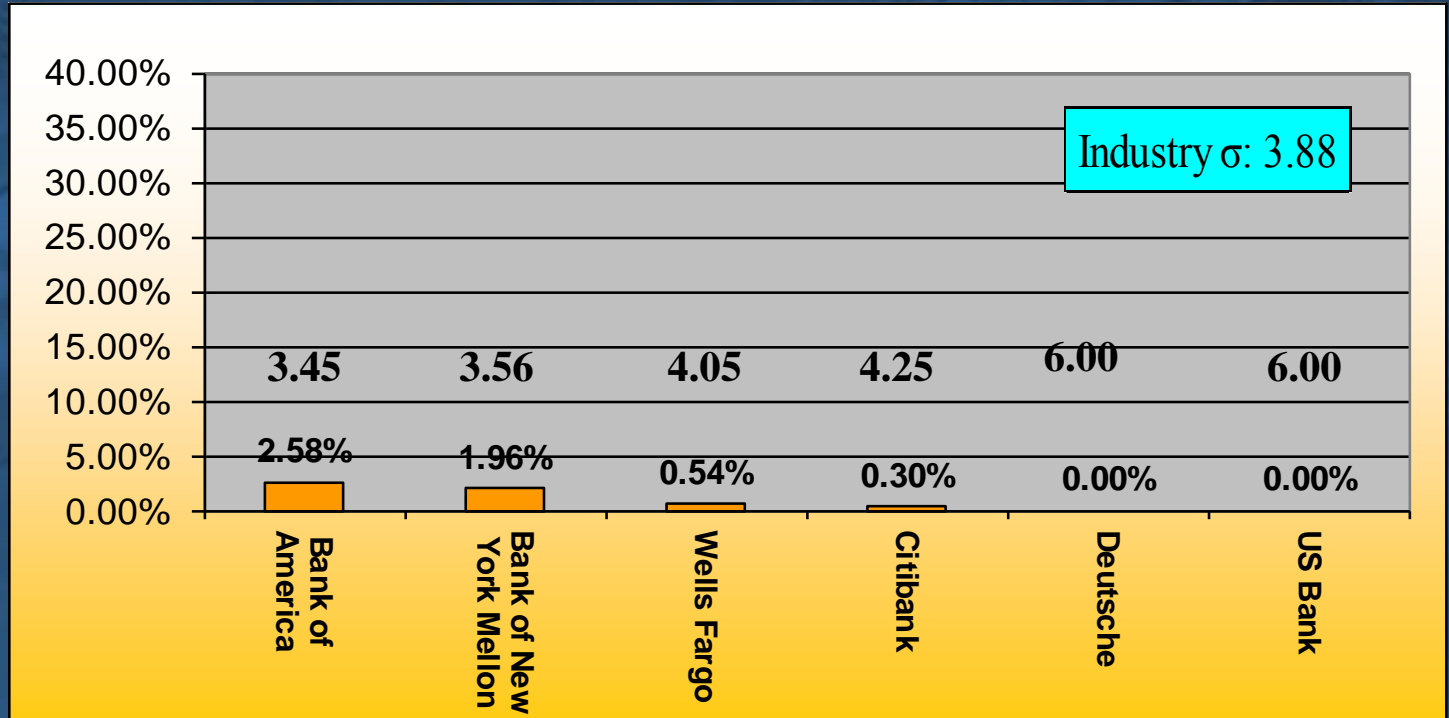
Rankings based on a percentage of an agent's total rates

(Best three in each category highlighted in green)

	Rates Open at COB P/D - 1	Late Rates after 3:00 pm Cut-off on P/D	Amended Announcements	Amended Announcements 30 Days + after P/D
Bank of America	6	1	4	4
Bank of New York Mellon	5	6	1	1
Citibank	3	1	5	6
Deutsche Bank	1	1	6	5
US Bank	1	5	2	2
Wells Fargo	4	4	3	3

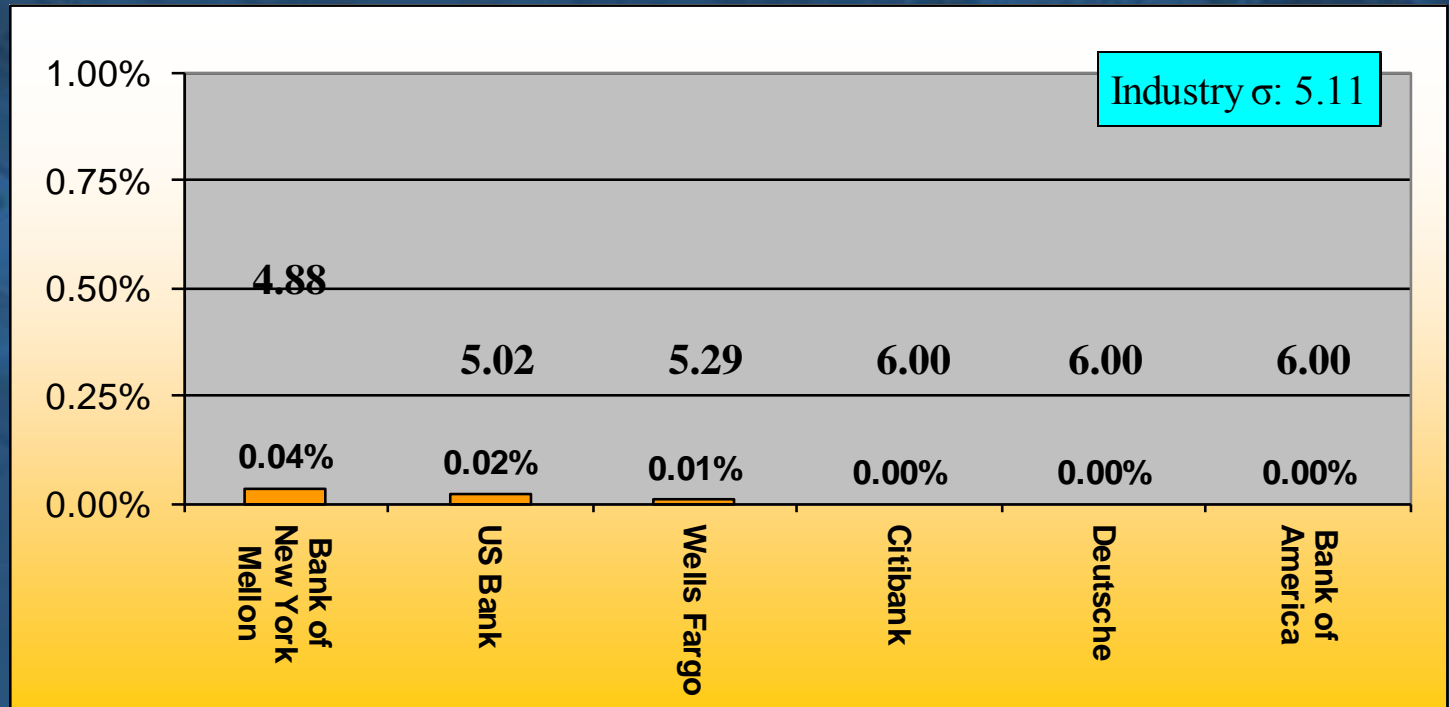


**Conforming Late Rates CMO/ABS Payable on the 15th and 25th**  
**Rates open at COB on P/D -1**  
**As a percentage of an agent's total rates**



Sigma Level	3.45	3.56	4.05	4.25	6.00	6.00
Number of Late Rate	159	549	211	13	0	0
As a Percentage of Total Late Rates From All Agents	17.06%	58.91%	22.64%	1.39%	0.00%	0.00%
Deviation From the Industry Sigma	-0.43	-0.31	0.18	0.38	2.12	2.12

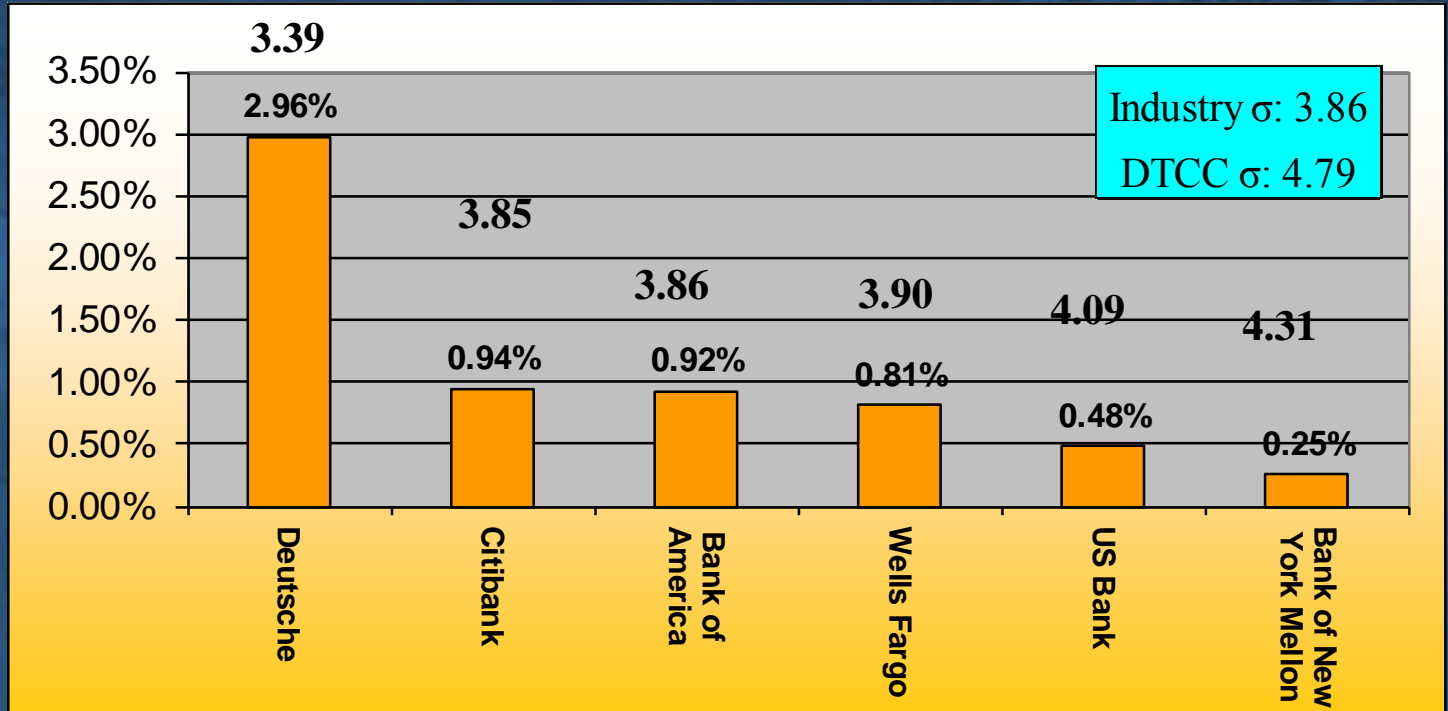
**All Late Rates CMO/ABS Payable on the 15th and the 25th  
After 3:00 p.m. EST on payable date and subsequent days  
As a percentage of an agent's total Rates**



Sigma Level	4.88	5.02	5.29	6.00	6.00	6.00
Number of Late Rate	10	3	3	0	0	0
As a Percentage of Total Late Rates From All Agents	62.50%	18.75%	18.75%	0.00%	0.00%	0.00%
Deviation From the Industry Sigma	-0.23	-0.09	0.17	0.89	0.89	0.89

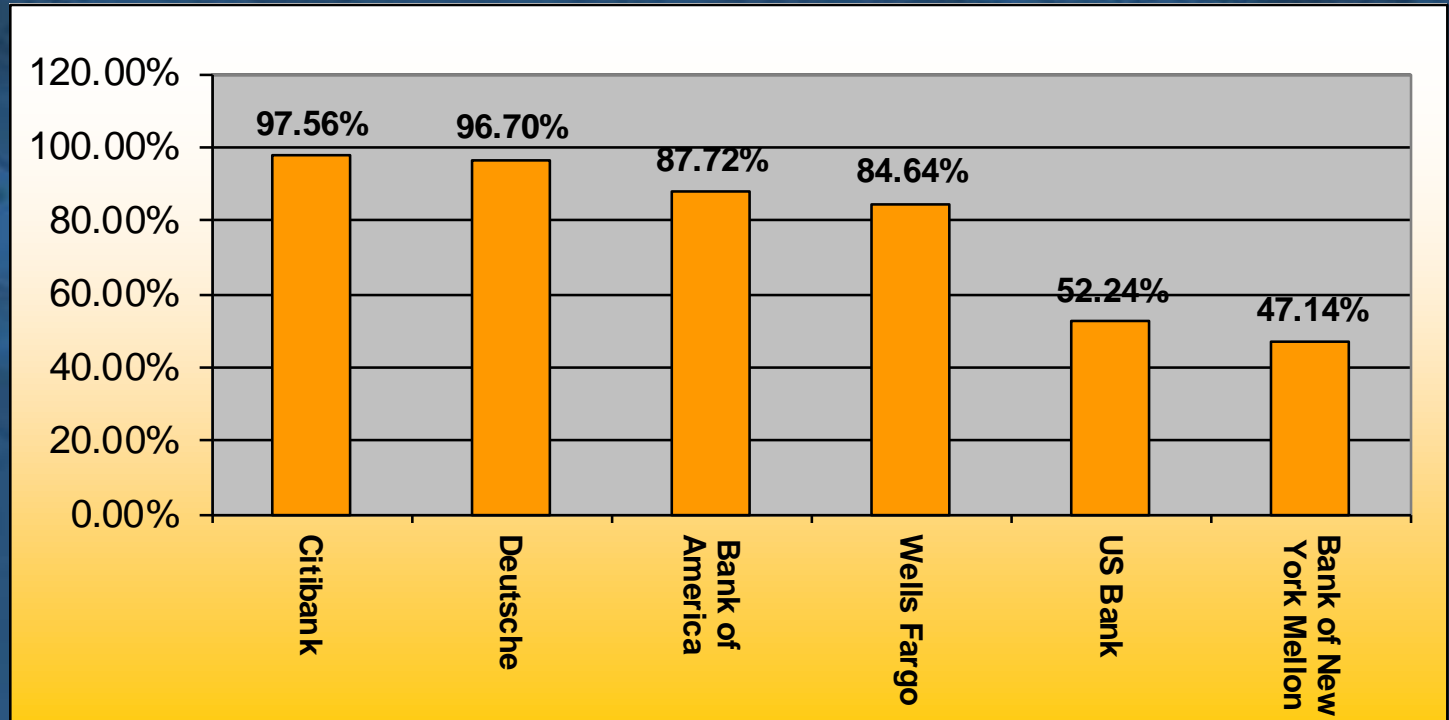
# All Amended Rates CMO/ABS

## As a percentage of an agent's total rates



Sigma Level	3.39	3.85	3.86	3.90	4.09	4.31
Number of Amended Rates	424	41	57	319	67	70
As a Percentage of Total Amended Rates From All Agents	43.35%	4.19%	5.83%	32.62%	6.85%	7.16%
Deviation From the Industry Sigma	-0.47	-0.01	0.00	0.05	0.23	0.45

**All Amended Rates CMO/ABS**  
**30 days+ after payable date**  
**As a percentage of an agent's total amended rates**



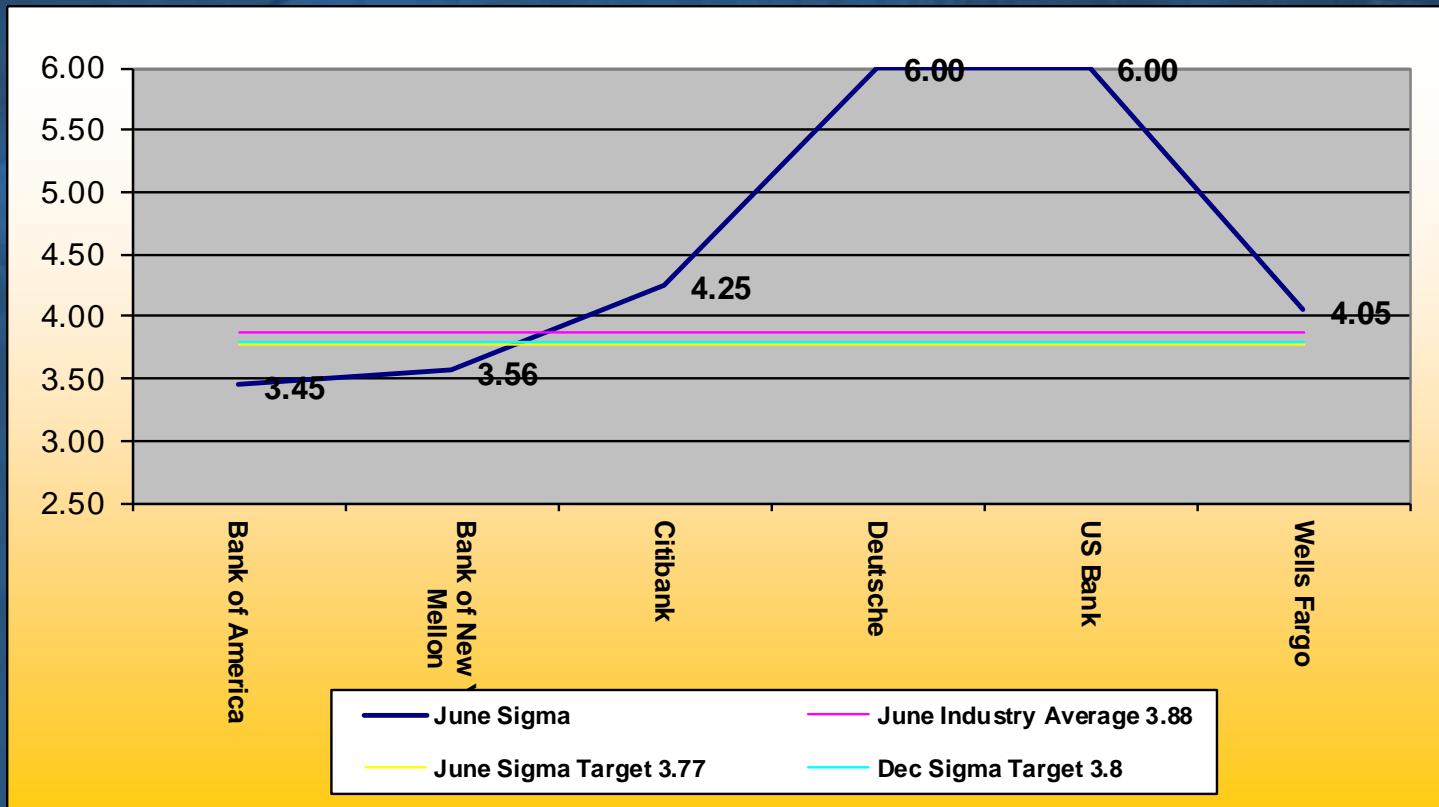
Number of Amended Rates 30 Days +	40	410	50	270	35	33
As a Percentage of Total Amended Rates From All Agents	4.77%	48.93%	5.97%	32.22%	4.18%	3.94%

# Monthly Sigma **Versus** Targets

Conforming Structured Securities

Payable 15/25

Open rates at COB on P/D-1

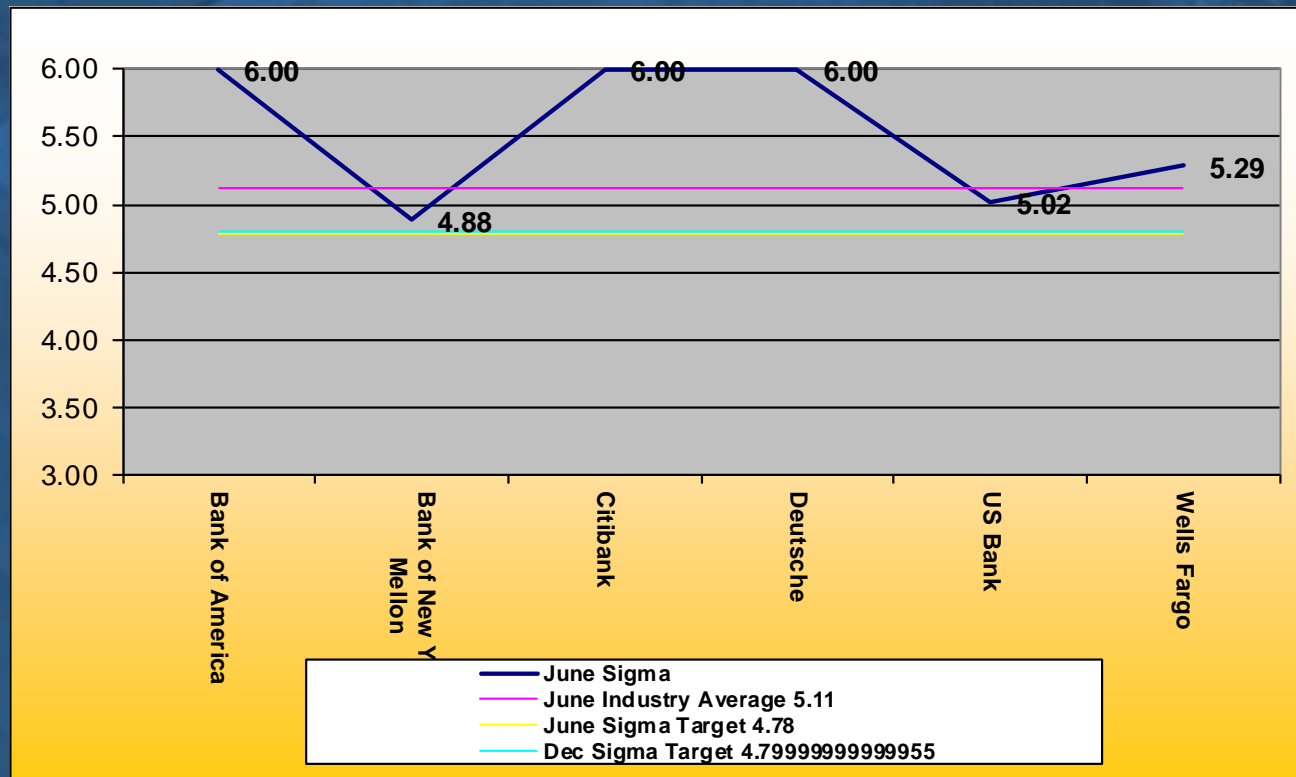


# Monthly Sigma **Versus** Targets

All Structured Securities

Payable 15/25

Rates Received after 3:00pm on P/D



# Monthly Sigma **Versus** Targets

All Structured Securities  
Amended Rates  
As a percentage of Total Rates

