



The Depository Trust &
Clearing Corporation

Agent Report Card

September 2011

AGENT REPORT CARD

This report highlights the performance of the top agents responsible for the processing of CMO/ABS securities in two specific areas of concern:

- 1) The unavailability of timely rate information.
- 2) Inaccurate rate information that requires amendment and therefore post payable date adjustments to DTC's participants.

The impact of each agent on last month's performance is reflected in bar charts showing "late/amended" information.

In addition, the top three agents with the best record in each category have been highlighted in Green.



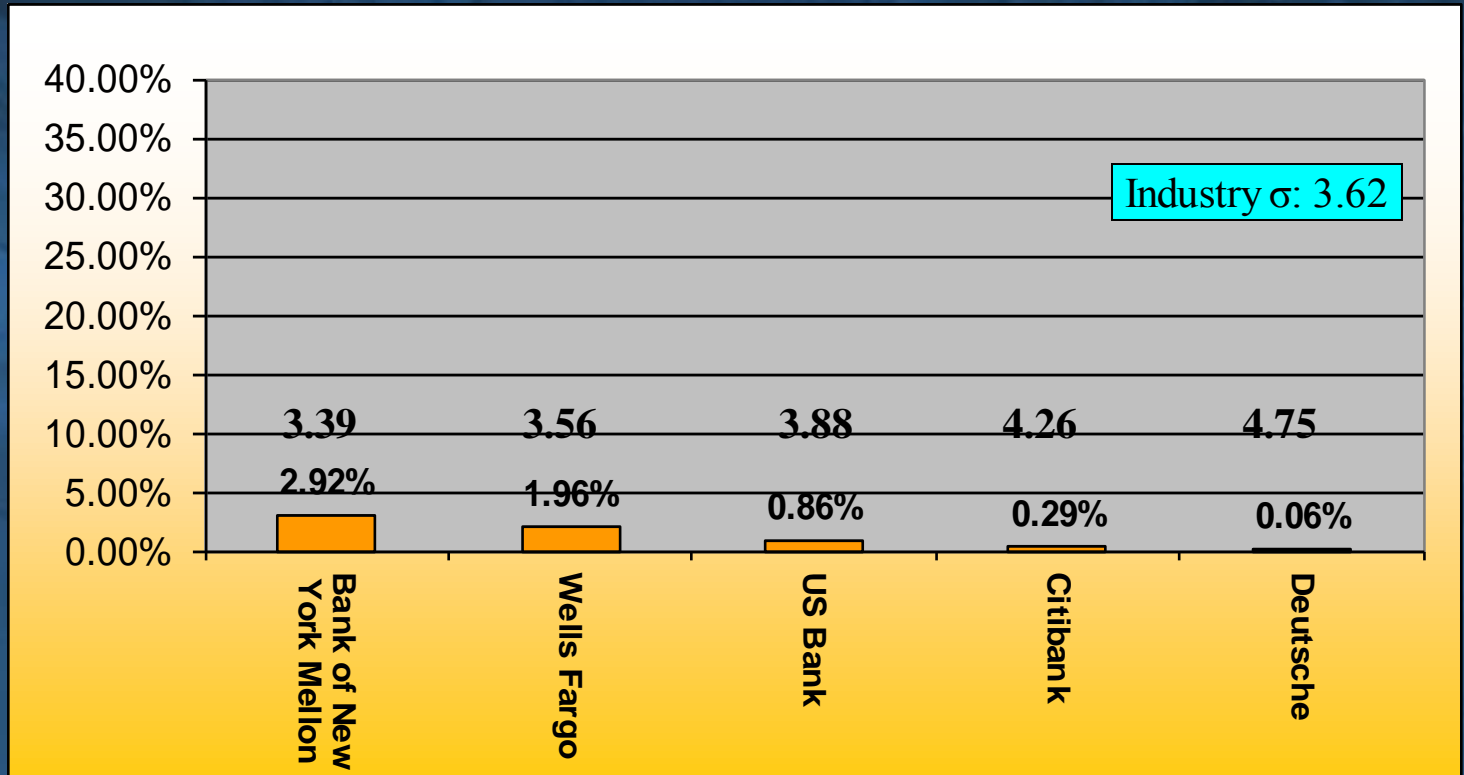
Rankings based on a percentage of an agent's total rates

(Best three in each category highlighted in green)

	Rates Open at COB P/D - 1	Late Rates after 3:00 pm Cut-off on P/D	Amended Announcements	Amended Announcements 30 Days + after P/D
Bank of New York Mellon	5	2	2	3
Citibank	2	4	5	5
Deutsche Bank	1	1	3	4
US Bank	3	5	4	1
Wells Fargo	4	3	1	2

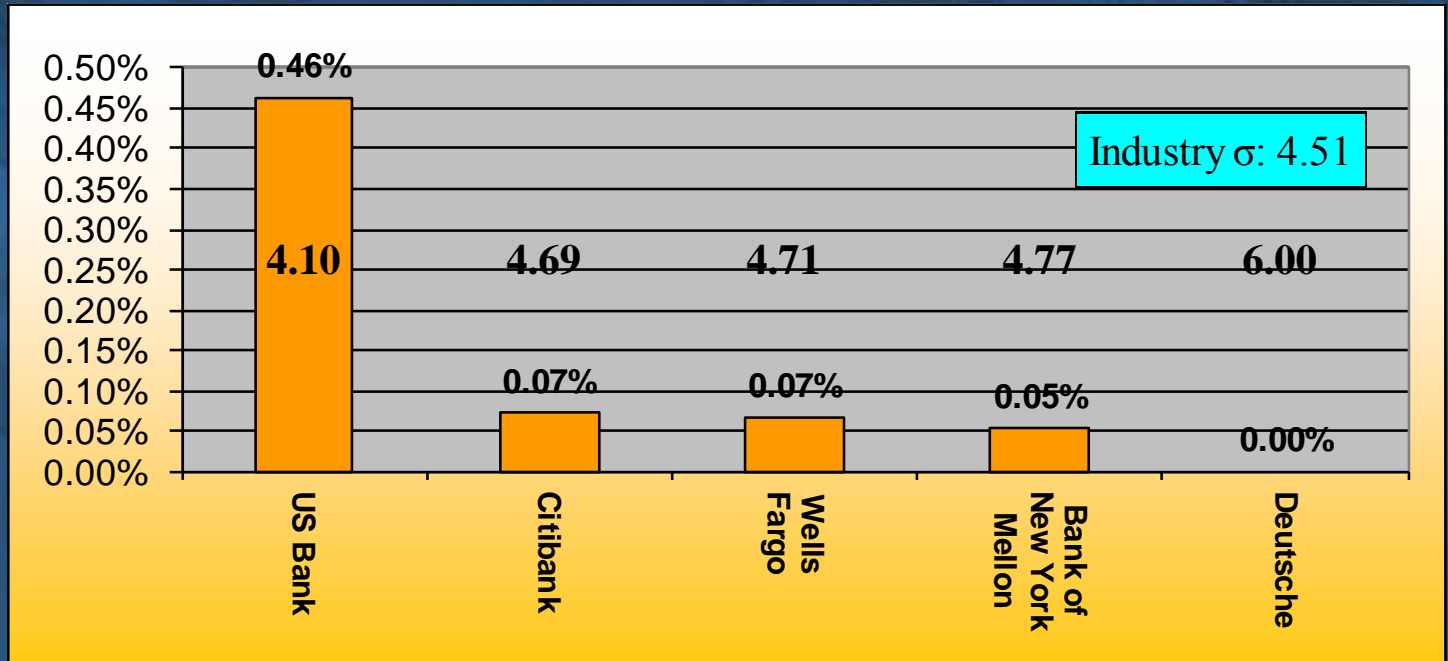


Conforming Late Rates CMO/ABS Payable on the 15th and 25th
Rates open at COB on P/D -1
As a percentage of an agent's total rates



Sigma Level	3.39	3.56	3.88	4.26	4.75
Number of Late Rate	817	766	169	12	8
As a Percentage of Total Late Rates From All Agents	46.11%	43.23%	9.54%	0.68%	0.45%
Deviation From the Industry Sigma	-0.23	-0.06	0.26	0.64	1.13

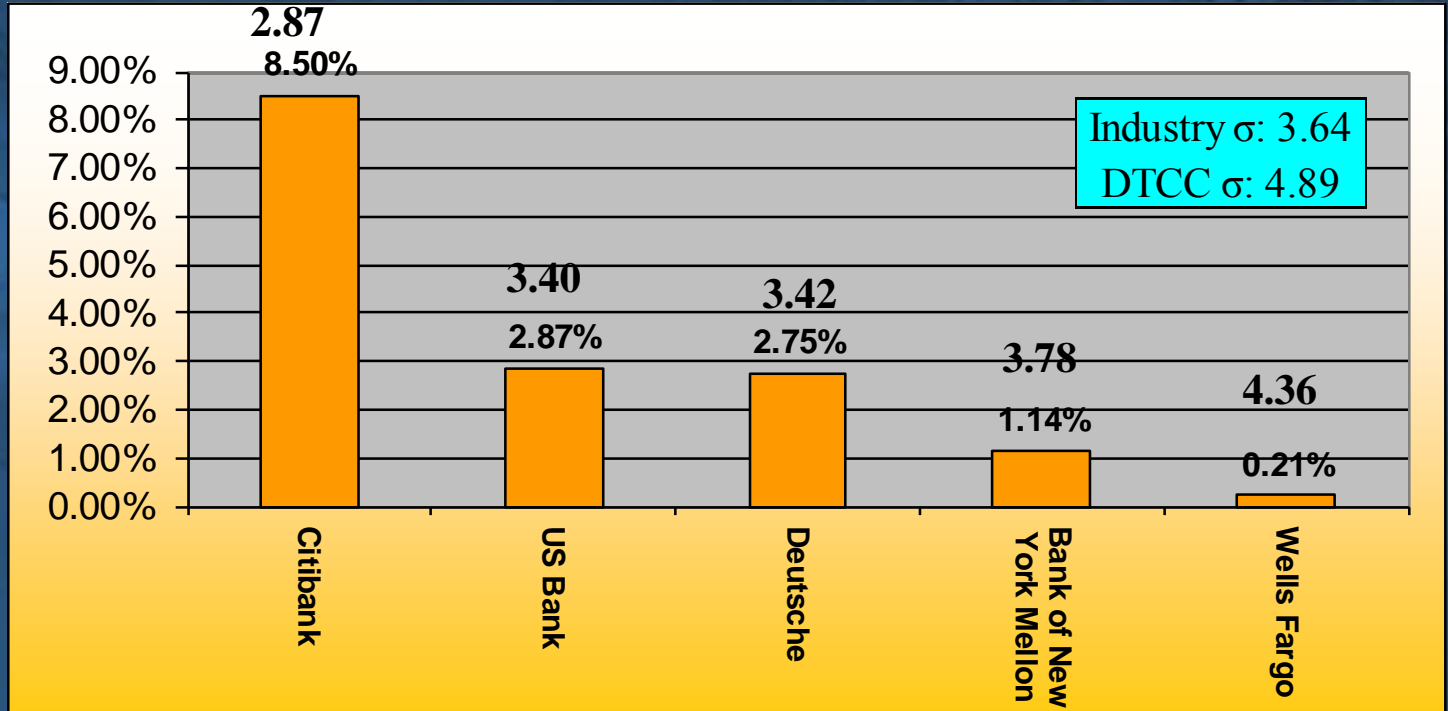
**All Late Rates CMO/ABS Payable on the 15th and the 25th
After 3:00 p.m. EST on payable date and subsequent days
As a percentage of an agent's total Rates**



Sigma Level	4.10	4.69	4.71	4.77	6.00
Number of Late Rate	91	3	26	15	0
As a Percentage of Total Late Rates From All Agents	67.41%	2.22%	19.26%	11.11%	0.00%
Deviation From the Industry Sigma	-0.41	0.17	0.20	0.26	1.49

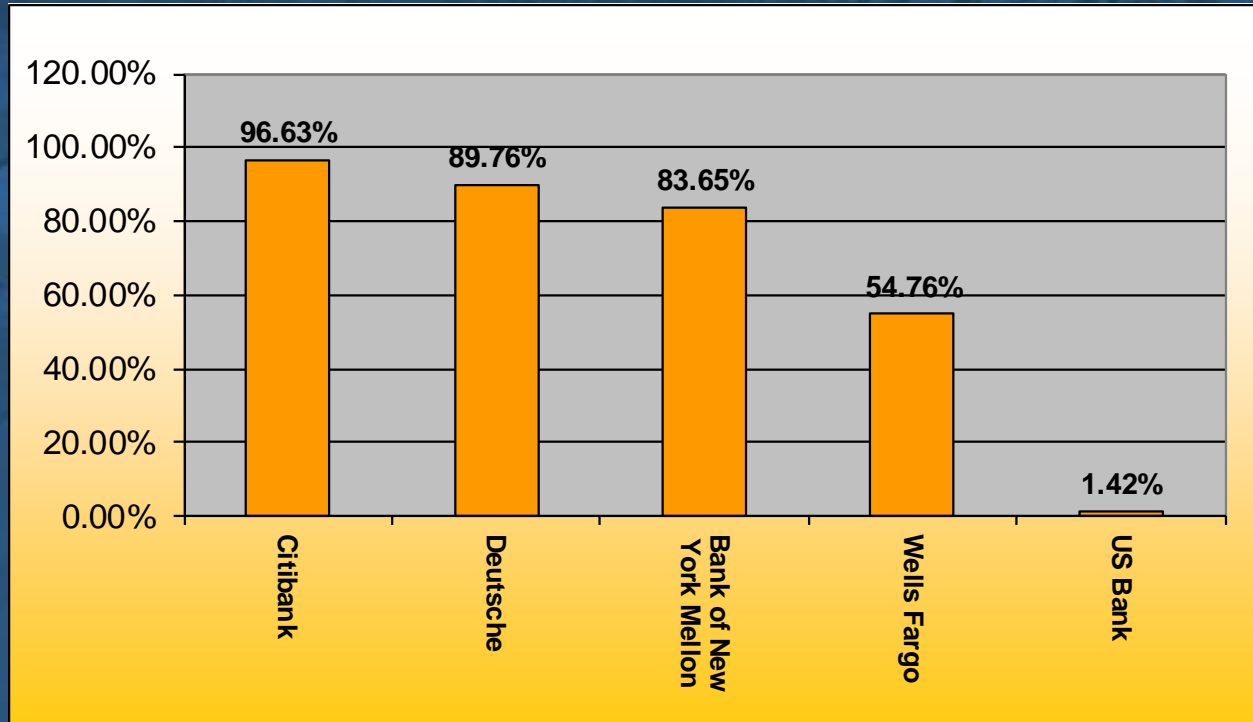
All Amended Rates CMO/ABS

As a percentage of an agent's total rates



Sigma Level	2.87	3.40	3.42	3.78	4.36
Number of Amended Rates	356	565	381	318	84
As a Percentage of Total Amended Rates From All Agents	20.89%	33.16%	22.36%	18.66%	4.93%
Deviation From	-0.77	-0.24	-0.22	0.14	0.72

All Amended Rates CMO/ABS
30 days+ after payable date
As a percentage of an agent's total amended rates



Number of Amended Rates 30 Days +	344	342	266	46	8
As a Percentage of Total Amended Rates From All Agents	34.19%	34.00%	26.44%	4.57%	0.80%

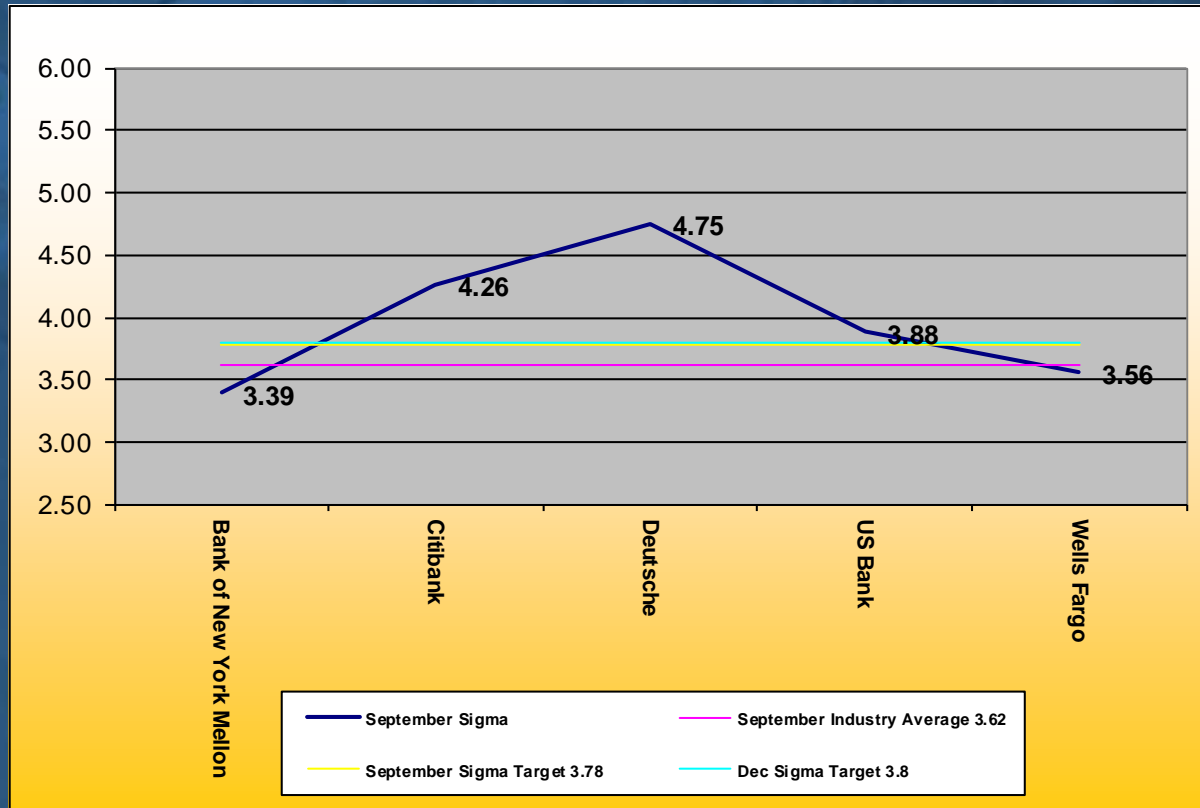


Monthly Sigma **Versus** Targets

Conforming Structured Securities

Payable 15/25

Open rates at COB on P/D-1

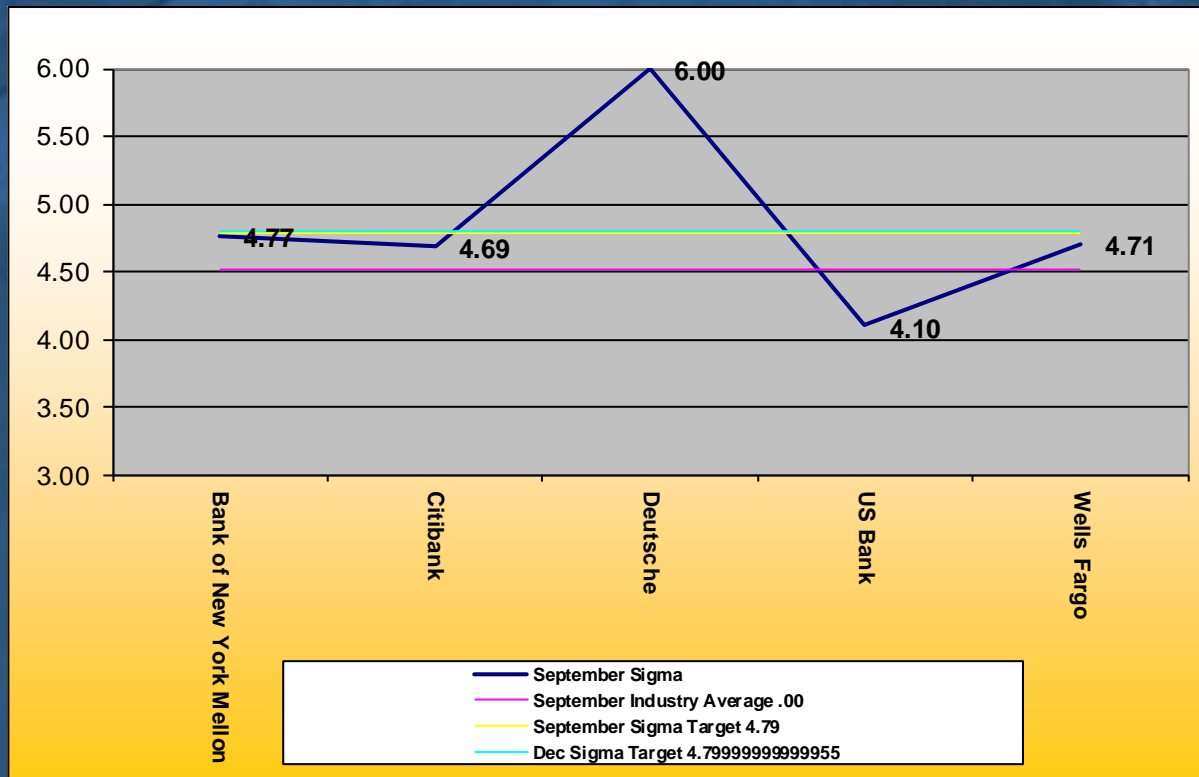


Monthly Sigma **Versus** Targets

All Structured Securities

Payable 15/25

Rates Received after 3:00pm on P/D



Monthly Sigma **Versus** Targets

All Structured Securities
Amended Rates
As a percentage of Total Rates

