



The Depository Trust &
Clearing Corporation

Agent Report Card

October 2011

AGENT REPORT CARD

This report highlights the performance of the top agents responsible for the processing of CMO/ABS securities in two specific areas of concern:

- 1) The unavailability of timely rate information.
- 2) Inaccurate rate information that requires amendment and therefore post payable date adjustments to DTC's participants.

The impact of each agent on last month's performance is reflected in bar charts showing "late/amended" information.

In addition, the top three agents with the best record in each category have been highlighted in Green.



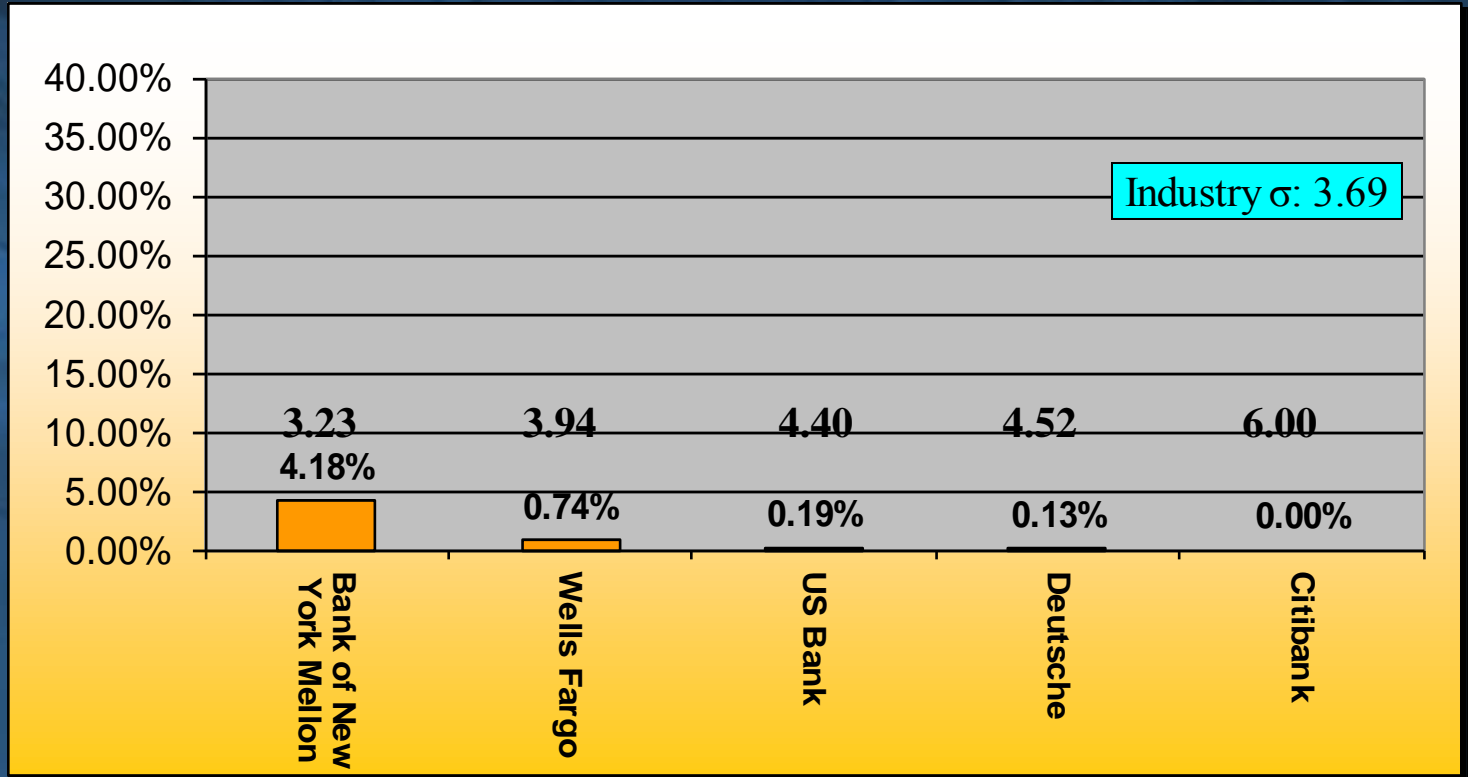
Rankings based on a percentage of an agent's total rates

(Best three in each category highlighted in green)

	Rates Open at COB P/D - 1	Late Rates after 3:00 pm Cut-off on P/D	Amended Announcements	Amended Announcements 30 Days + after P/D
Bank of New York Mellon	5	5	2	2
Citibank	1	1	5	5
Deutsche Bank	2	1	1	1
US Bank	3	4	4	3
Wells Fargo	4	3	3	4

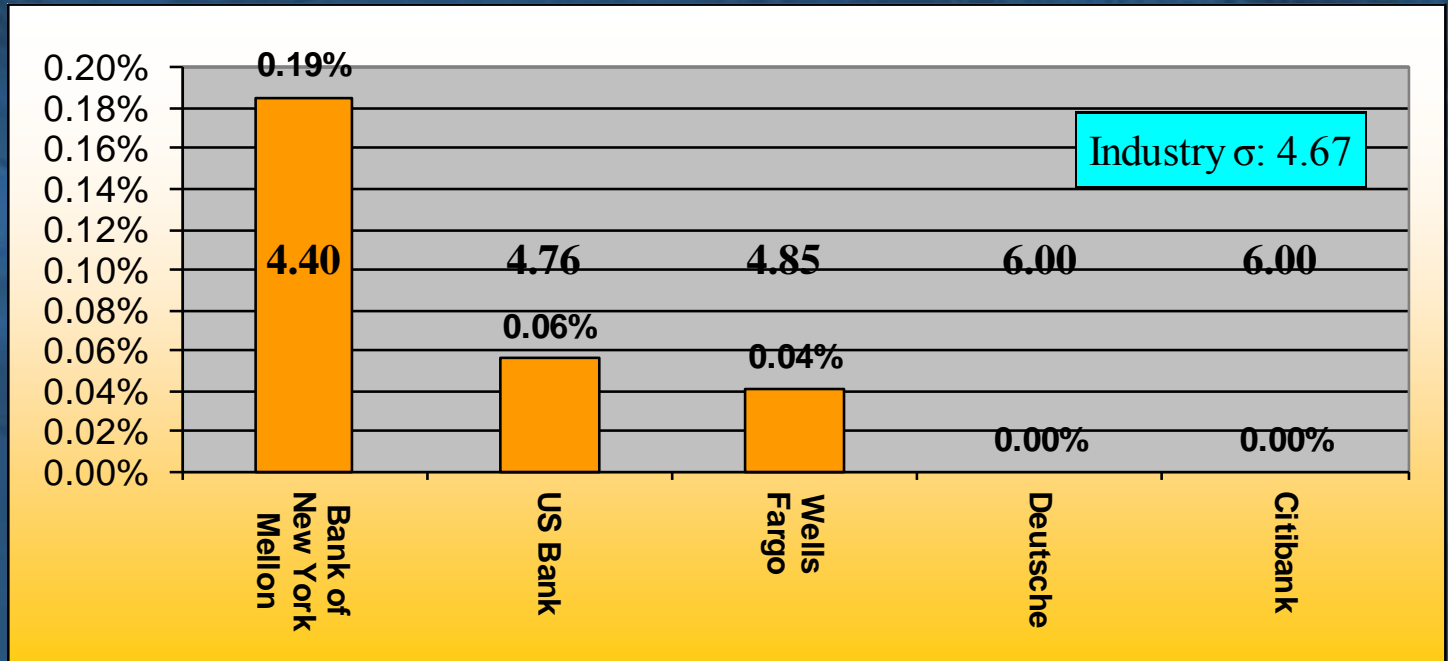


Conforming Late Rates CMO/ABS Payable on the 15th and 25th
Rates open at COB on P/D -1
As a percentage of an agent's total rates



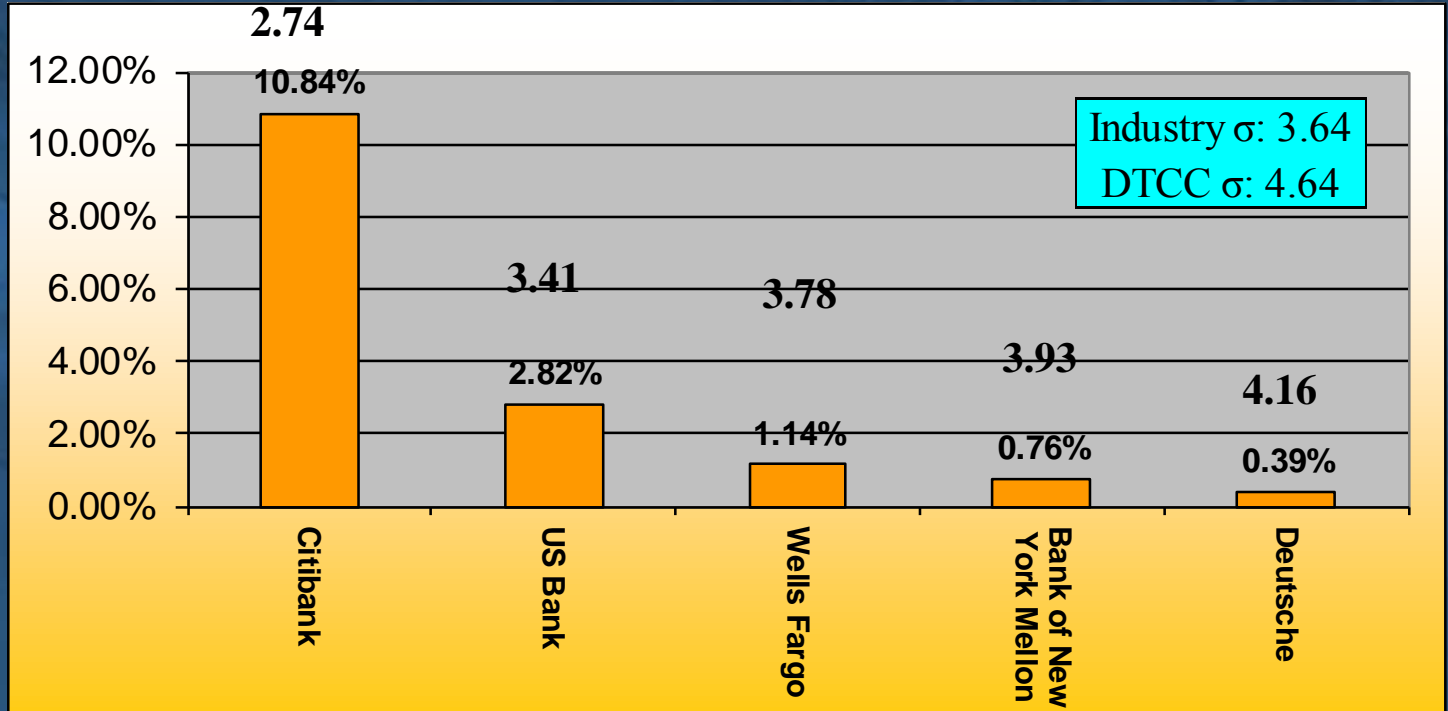
Sigma Level	3.23	3.94	4.40	4.52	6.00
Number of Late Rate	1,170	287	37	18	0
As a Percentage of Total Late Rates From All Agents	77.38%	18.98%	2.45%	1.19%	0.00%
Deviation From the Industry Sigma	-0.46	0.25	0.71	0.83	2.31

All Late Rates CMO/ABS Payable on the 15th and the 25th
After 3:00 p.m. EST on payable date and subsequent days
As a percentage of an agent's total Rates



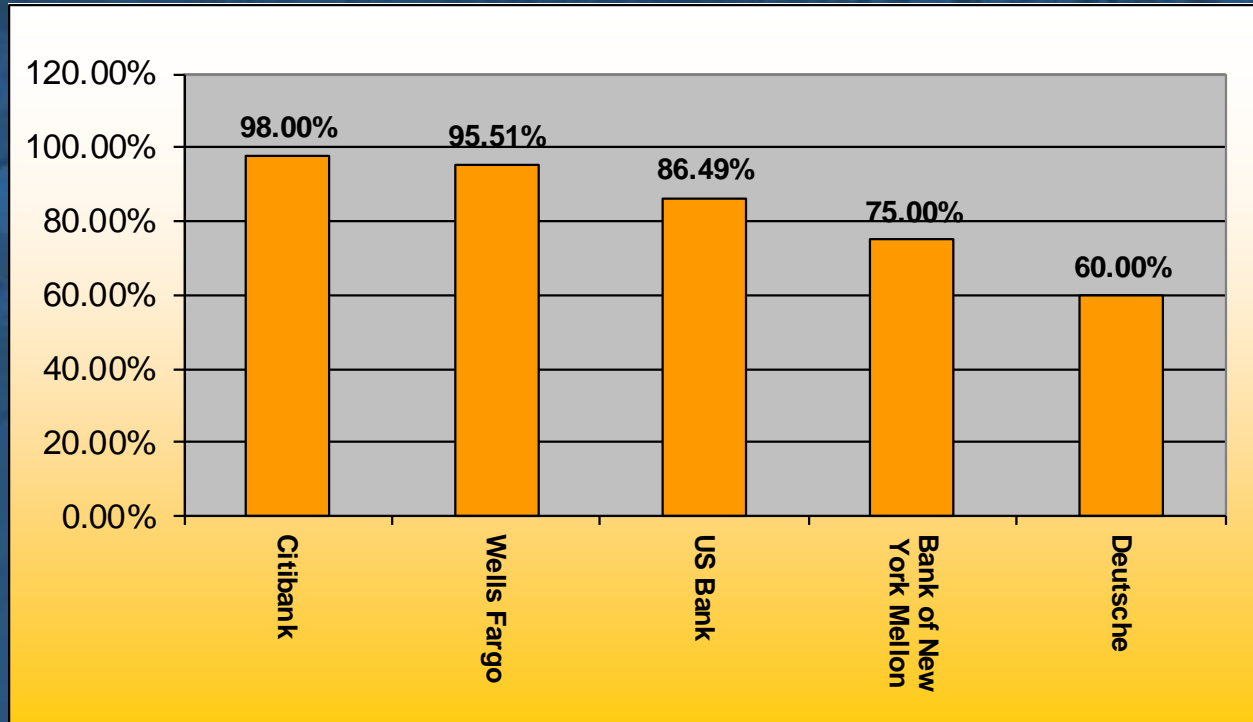
Sigma Level	4.40	4.76	4.85	6.00	6.00
Number of Late Rate	52	11	16	0	0
As a Percentage of Total Late Rates From All Agents	65.82%	13.92%	20.25%	0.00%	0.00%
Deviation From the Industry Sigma	-0.27	0.09	0.17	1.33	1.33

All Amended Rates CMO/ABS
As a percentage of an agent's total rates



Sigma Level	2.74	3.41	3.78	3.93	4.16
Number of Amended Rates	451	555	445	212	55
As a Percentage of Total Amended Rates From All Agents	26.25%	32.31%	25.90%	12.34%	3.20%
Deviation From	-0.90	-0.23	0.14	0.29	0.53

All Amended Rates CMO/ABS
30 days+ after payable date
As a percentage of an agent's total amended rates

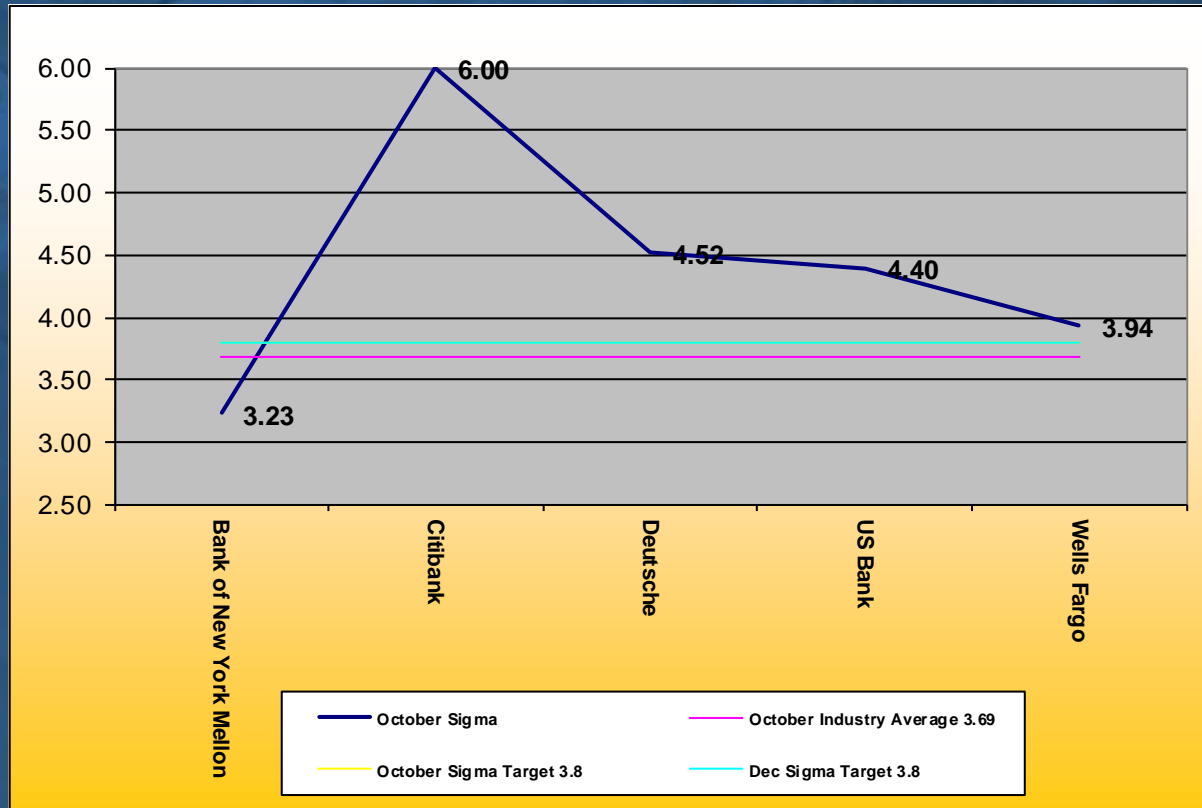


Number of Amended Rates 30 Days +	442	425	480	159	33
As a Percentage of Total Amended Rates From All Agents	28.72%	27.62%	31.19%	10.33%	2.14%



Monthly Sigma **Versus** Targets

Conforming Structured Securities
Payable 15/25
Open rates at COB on P/D-1

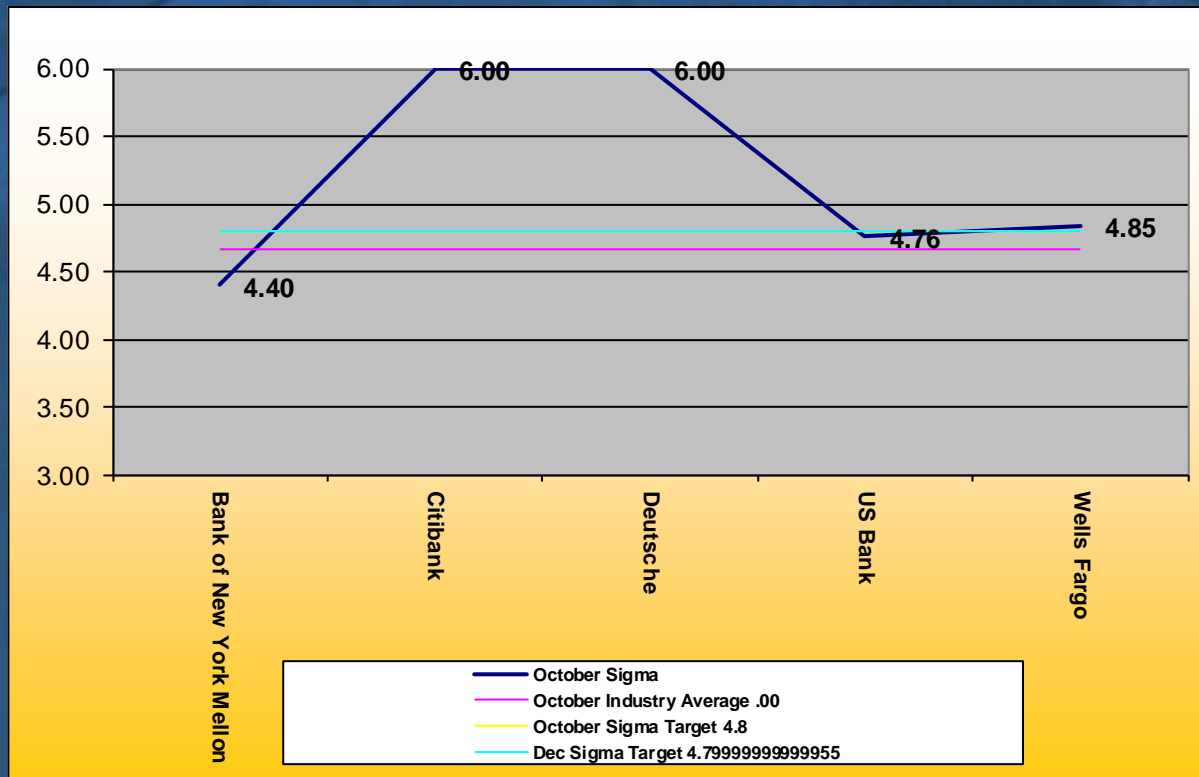


Monthly Sigma **Versus** Targets

All Structured Securities

Payable 15/25

Rates Received after 3:00pm on P/D



Monthly Sigma **Versus** Targets

All Structured Securities
Amended Rates
As a percentage of Total Rates

