

RSS Feeds via Lotus Notes 8

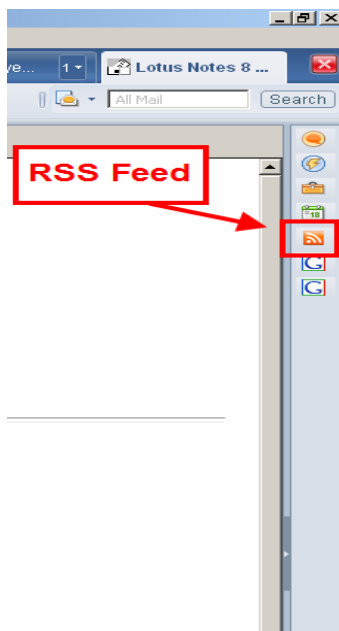
RSS (Really Simple Syndication) is a format for delivering regularly changing web content. Many news-related sites, blogs and other online publishers syndicate their content to users who want to receive content automatically. An RSS feed reader has been integrated into Lotus Notes version 8.

Using RSS Feed

RSS feeds allow you to automatically retrieve the latest content from the Web sites. You save time by not needing to visit each site individually.


HOW TO CONFIGURE THE RSS FEED:

1. Launch Lotus Notes 8
2. Proceed to the right hand side of the Lotus Notes client called the Sidebar.



3. Display the Feeds section



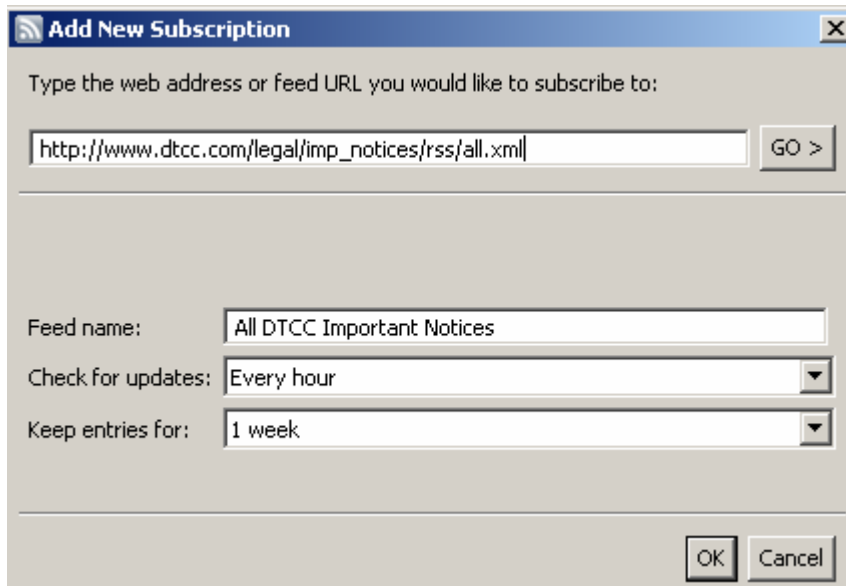
4. Click on icon  which says Subscribe to Feed when you hover over it
5. The Add New Subscription dialog box will appear



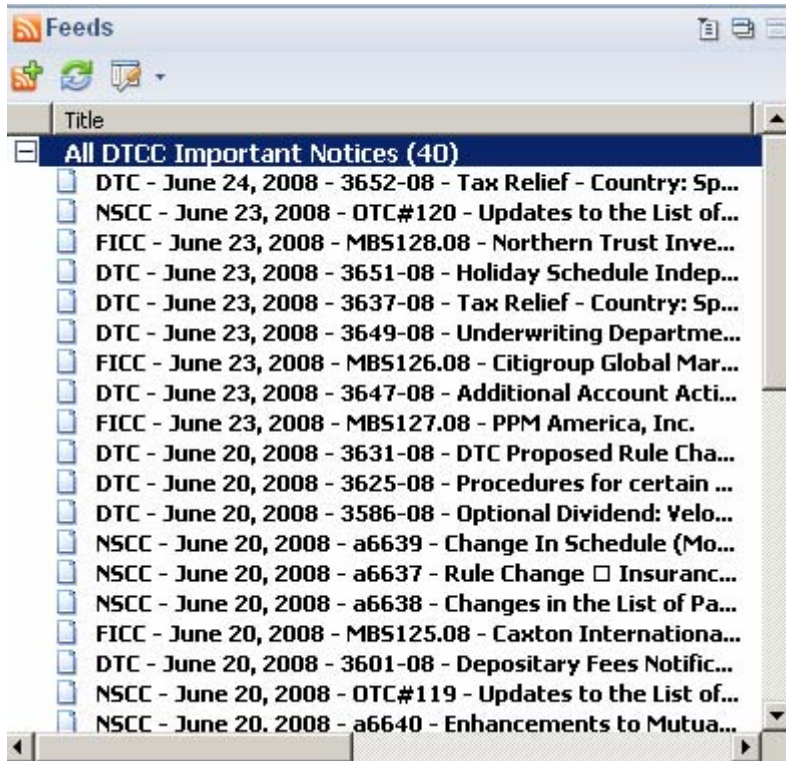
6. Type in the rss url you would like to subscribe to.

For example: http://www.dtcc.com/legal/imp_notices/rss/all.xml

7. Click on Go button



8. Click on OK button
9. The feed will show up on the right hand side under the Title section.



10. Once you click on the article you would like to read, it will launch Internet Explorer and go to the article.

