



---

# **Annual FICC Capped Contingency Liquidity Facility (CCLF®) Test Reference Guide**

## TABLE OF CONTENTS

<b>TABLE OF CONTENTS</b> .....	<b>2</b>
<b>FICC CAPPED CONTINGENCY LIQUIDITY FACILITY TEST</b> .....	<b>3</b>
Part 1 – CCLF Obligations .....	4
GSD Netting Members .....	4
MBSD Clearing Members.....	6
Part 2 – CCLF Redistribution Repo .....	9
Delivery Instructions for CCLF Test.....	9
Part 3 – Intraday CCLF Scenario .....	9
GSD Netting Members .....	9
MBSD Clearing Members.....	13

## FICC CAPPED CONTINGENCY LIQUIDITY FACILITY TEST

The Capped Contingency Liquidity Facility (“CCLF®”) is an integral part of the Fixed Income Clearing Corporation’s (“FICC”) role as central counterparty under the Government Securities Division (“GSD”) and the Mortgage-Backed Securities Division’s (“MBSD”). Annually, FICC conducts a mandatory test of CCLF with all GSD Netting Members and MBSD Clearing Members in order to satisfy the requirements of a covered clearing agency with respect to its ability to access resources under its liquidity risk program. The main objectives of the test are to:

1. Increase Members’ awareness of the potential capital commitment should a CCLF Event be declared,
2. Assess each Member’s understanding of a CCLF Event from an operational perspective, and
3. Test Members operations capacity to process Redistribution Repos.

The annual CCLF test is conducted in three parts:

Part	Description
1	Involves Members informing FICC of which securities they have available for delivery on the day of a test. Part 1 of the test should be completed by Members no later than 1:00 p.m. ET on the day of the test. <b>All GSD Netting Members<sup>1</sup> and all MBSD Clearing Members are required to participate in Part 1 of the CCLF test.</b>
2	Involves executing and settling an overnight CCLF Redistribution Repo between FICC and a Netting Member/Clearing Member. All GSD Netting Members and all MBSD Clearing Members are required to participate with the exclusion of MBSD-Only Clearing Members that are ineligible for or have not established borrowing privileges at the Federal Reserve Discount Window and do not have an affiliate that is eligible for or has established borrowing privileges at the Federal Reserve Discount Window.  For Part 2, if a Member has both a GSD and MBSD account (“Common Members”), only the GSD account must complete testing. In addition, if a Member has multiple GSD and/or MBSD accounts, FICC will inform the Member of which account is required to test.
3	<b>**NEW**</b> Part 3 <sup>2</sup> of the CCLF test involves a scenario with an intraday CCLF Event. Members will review and acknowledge their intraday CCLF report in RTTM® Web. The report will display the deliver obligations a Netting Member/Clearing Member has bound to the hypothetical Defaulting Member at a certain point in time on the day of the CCLF test. <b>All GSD Netting Members and all MBSD Clearing Members are required to participate in Part 3 of the CCLF test.</b>

FICC conducts its annual MRA repo test in conjunction with the annual CCLF test. Accordingly, by participating in Part 2 of the CCLF test, Members that have an existing commercial MRA agreement with FICC will be deemed to also have satisfied their annual MRA testing obligation.

GSD Netting Members and MBSD Clearing Members are to confirm with their Relationship Manager at least two (2) contacts that FICC may contact to discuss any issue that relates to the CCLF test. All Members must confirm these contacts as well as ensure they have the proper access to the Real-Time Trade Matching (“RTTM”) Web application and FICC Report Center. Please contact your Relationship Manager if there are any changes to those contacts. Please read further below for more details about Part 1, 2, and 3 of the annual CCLF test.

<sup>1</sup>For purposes of this document, GSD Netting Members does not include CCIT Members.

<sup>2</sup> Part 3 of the testing of CCLF is a new requirement as of Q4 2024.

## Part 1 – CCLF Obligations

### GSD Netting Members

In advance of the annual CCLF test, all GSD Netting Members should verify their access to the CCLF Obligations Management Screen within GSD RTTM Web. A downloadable guide “GSD RTTM Web CCLF Obligations Management Screen Guide” is available on the [DTCC Learning Center](#).

On the day prior to the test, GSD will select a hypothetical Defaulting Member and at the close of the business day on a pre-determined date, GSD will simulate a CCLF Event by identifying the non-defaulting Netting Members that are obligated to deliver securities destined to a hypothetical Defaulting Member.

### Accessing the GSD CCLF Obligations Management Screen

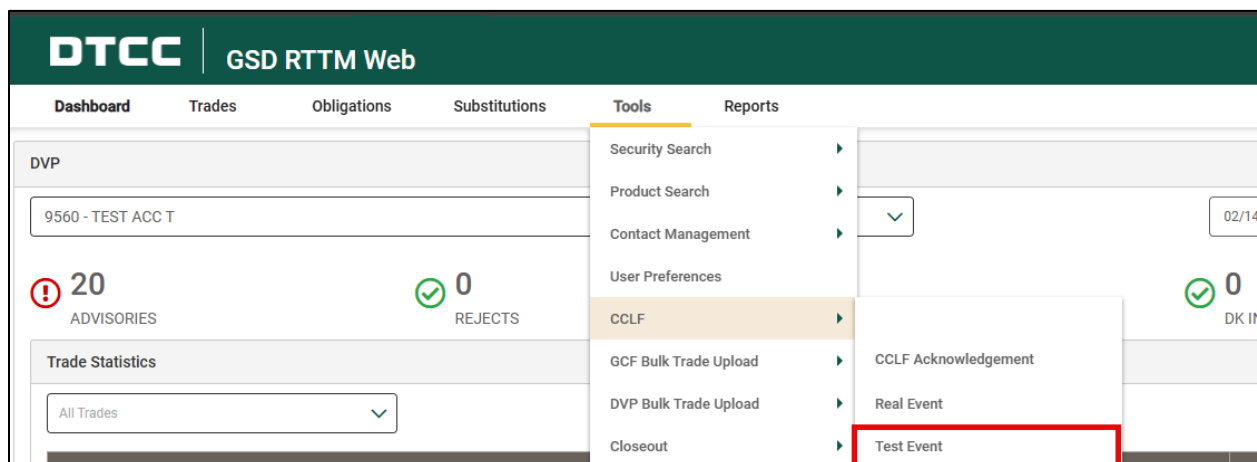
All GSD Netting Members have access to the “CCLF Obligations Management Screen.” For each GSD Netting Member, the screen will reflect either:

1. Deliver Obligations that are destined for the hypothetical Defaulting Member for the settlement date of the CCLF test date; or
2. That no Deliver Obligations (obligations field will be blank) are destined for the hypothetical Defaulting Member.

#### Note:

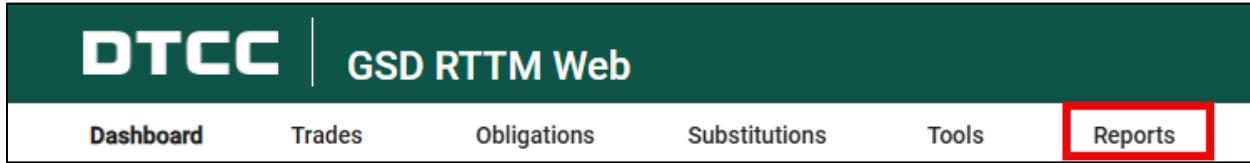
*The annual CCLF test will not impact production data and GSD Netting Members should continue to settle all their receive and deliver obligations due to settle on the day of the CCLF test, as they would in the normal course of business.*

To access the CCLF Obligations Screen in GSD RTTM Web for the CCLF Test, select Tools from the menu at the top of the application, then select CCLF > Test Event.



Through FICC Report Center, GSD Netting Members will have access to a “CCLF Obligations Test Primary Report” which will display the same information reflected on the CCLF Obligations Management Screen.

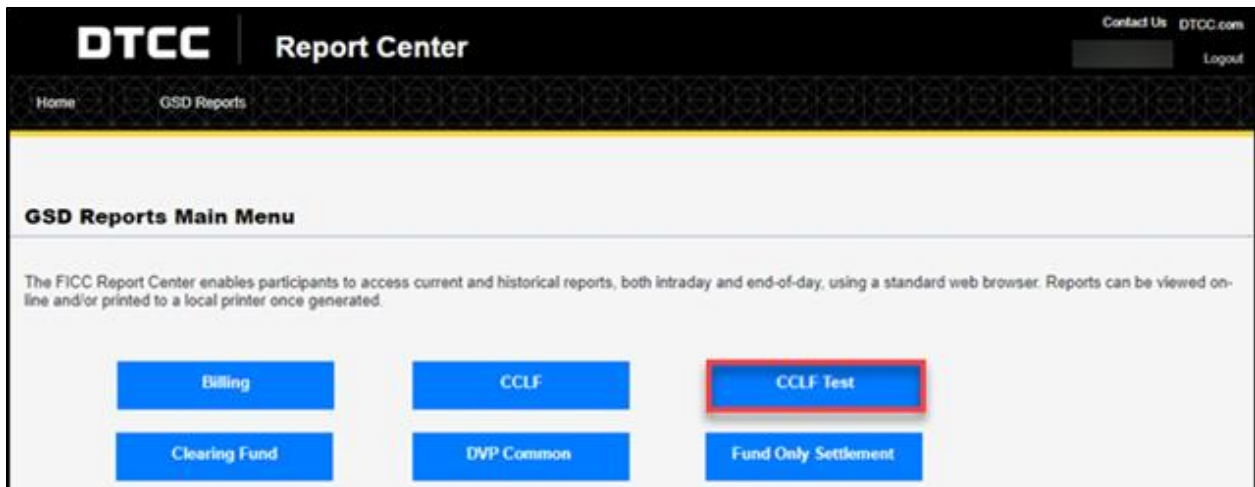
1. To access the CCLF Obligations Test Primary Report in FICC Report Center, select Reports from the menu at the top of the application.



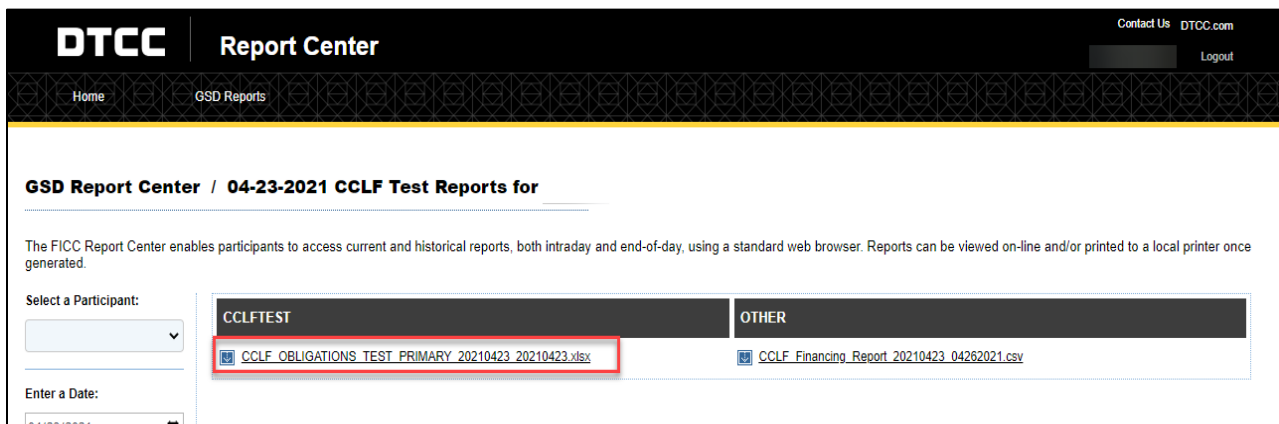
**Note:**

*Some users may have access privileges for both GSD Reports and MBSD Reports. Those users must select GSD Reports once the FICC Report Center Menu appears. Once GSD Reports is selected, the GSD Reports Main Menu will appear as shown below.*

2. Then select the CCLF Test folder from the GSD Reports Main Menu.



3. Click to open the CCLF Obligations Test Primary Report.



### GSD Netting Members with Hypothetical Deliver Obligations

GSD Netting Members that have Deliver Obligations on their screen (referred to in the GSD Rules, as Direct Affected Members) are **required** to review and mark as “available to deliver” (on screen) those Deliver Obligations that would be available for delivery to GSD. The cut-off time for Netting Members to take this action is 1:00 PM ET<sup>3</sup> on the day of the CCLF test. The marked Deliver Obligations will be used to determine the purchase price of the Netting Member’s hypothetical CCLF Transactions. If a Direct Affected Member fails to submit its selection by 1:00 PM, GSD will assume that such Member did not have positions in any of the displayed Deliver Obligations. As a result, GSD will not enter into a hypothetical CCLF MRA with that Direct Affected Member.

Once a Direct Affected Member submits its marked selection of “available to deliver” Deliver Obligations, GSD will provide a confirmation reflecting the marked Deliver Obligations as well as the repo interest rate and haircuts applicable to the CCLF Transactions. This confirmation will be displayed on the CCLF Obligations Management Screen and the CCLF Obligations Report.

### GSD Netting Members without Hypothetical Delivery Obligations

Netting Members that do not have Deliver Obligations reflected on their CCLF Obligations Management Screen will be **required** to submit blank selections.

### MBSD Clearing Members

For MBSD Clearing Members, part one of the test consists of the below:

- On the opening of business on the declared test date, all MBSD Clearing Members will receive a test “CCLF Activity Report” (via the Liquidity folder in Report Center) reflecting all delivery pool obligations that such Member has versus MBSD which in turn are bound to the defaulting member (please note that the Report Center date for this report will be the Saturday prior to the test date. For example, if the test date is Monday, May 2, 2022, the report will be posted on Saturday, April 30, 2022). Instructions for accessing the report are further below.
- As part of this test, MBSD will select a MBSD Clearing Member who will serve as the hypothetical defaulting member.
- Upon receipt of the test “CCLF Activity Report”, MBSD Clearing Members will identify the pools that they have available to deliver to FICC based on pool positions as of the start of day and return the completed test “CCLF Activity Report” as an attachment to MBS Operations ([MBSSallocations@dtcc.com](mailto:MBSSallocations@dtcc.com)) by 1:00 PM ET on the date of test. Screenshots will **not** be accepted.
- It is important to note that responses from all MBSD Clearing Members will be required for this test, even if the report is blank.

#### Note:

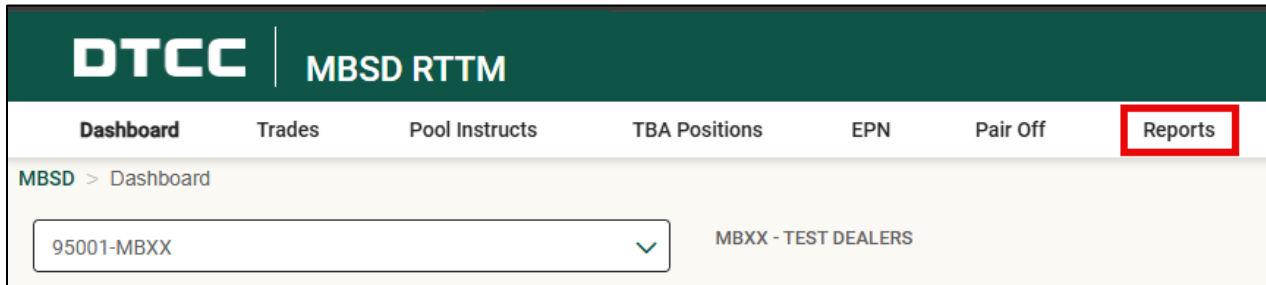
*The CCLF test will not impact production data and MBSD Clearing Members should continue to settle all their actual receive and deliver obligations that have a delivery date that is the same date of the CCLF test, as they would in the normal course of business.*

---

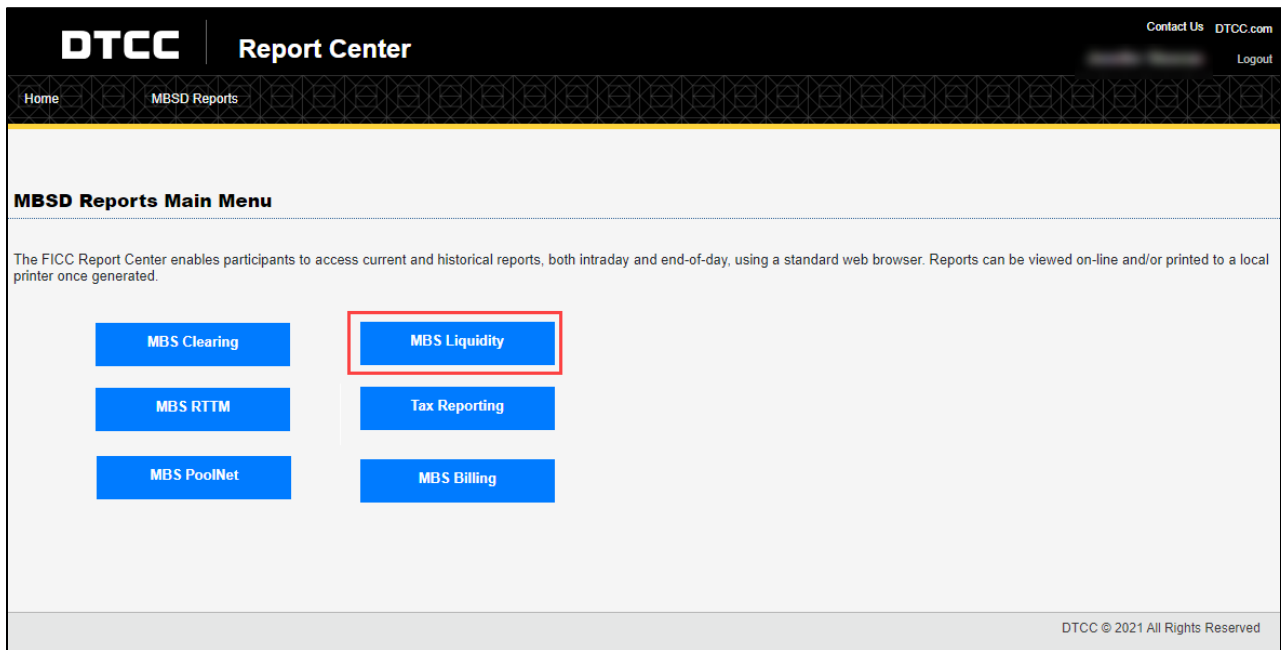
<sup>3</sup> All times herein are Eastern Time (ET).

**Obtaining and Submitting the MBS CCLF Test Report**

1. Access Report Center on MBS RTTM Web:



2. Access the “MBS Liquidity” Folder:



3. Change the date to the Saturday prior to the CCLF test and click “Retrieve”:

4. In the last column of the CCLF Activity Report enter “Y” if you have the full position in box to deliver the pool obligation. Enter “N” if you don’t have enough position to deliver.

CCLF Test Activity Report																	
DD	CAP	Participant ID	Agg ID	Acct ID	Pool Cusip	TBA Cusip	CSD	POID	Pool Num	Original Face	Current Face	Net Money	CCLF Start Money	CCLF Repo Haircut	CCLF Repo Interest	CCLF Repo Final Money	POIDS Available For Delivery
4-Mar-22	1,543,793,731.66	0950	1	MBXX	3133KNNL4	01F032625	14-Feb-22	220420004265	000RA6919	617,923	617,923	635,350.84	578,804.62	85,546.22	0	578,804.62	Y
4-Mar-22	1,543,793,731.66	0950	1	MBXX	3140XEC85	01F040628	14-Feb-22	220620000042	000FM9994	833,055	755,541.76	792,105.78	721,608.37	70,497.41	0	721,608.37	Y
4-Mar-22	1,543,793,731.66	0950	1	MBXX	3140JNYW4	01F040628	14-Feb-22	220420008114	000BN6124	275,000	26,680.49	27,971.68	25,482.2	2,489.48	0	25,482.2	Y
4-Mar-22	1,543,793,731.66	0950	1	MBXX	3140K3K68	01F040628	14-Feb-22	220420012626	000BO7516	3,288,862	682,561.77	715,593.96	651,906.1	63,687.86	0	651,906.1	N
4-Mar-22	1,543,793,731.66	0950	1	MBXX	3140K3K68	01F040628	14-Feb-22	220420012626	000BO7516	1,945,762	403,818.33	423,360.89	385,681.77	37,679.12	0	385,681.77	N

5. Once completed, attach the spreadsheet to an email (screenshots will not be accepted) and send to MBSAllocations@dtcc.com by 1PM ET.



## Part 2 – CCLF Redistribution Repo

Part 2 of the CCLF test will involve executing and settling an overnight CCLF Redistribution Repo between FICC and a Netting Member/Clearing Member. Please note the below details for part 2 of the CCLF test:

- Trades will not be booked in RTTM Web.
- FICC will email a spreadsheet outlining the details of a CCLF Redistribution Repo.
- On the day of the test, FICC will deliver the securities vs. payment to GSD Netting Members and MBSD Clearing Members.
- On the day after the test, Members will return the same securities vs. payment with interest back to FICC.

### Delivery Instructions for CCLF Test

#### **GSD/MBSD delivery instructions to Members for Part 2 of the CCLF test**

The deliveries of the start legs of the Redistribution Repos to Members will be made from the following accounts:

- BK OF NYC/GSDCL for GSD Members
- BK OF NYC/MBSDCL for MBSD Members

The return of the end legs of the Redistribution Repos must be made to the same accounts as above.

#### **Note:**

*These instructions are different from the clearance and settlement instructions used for the production settlement obligations.*

## Part 3 – Intraday CCLF Scenario

### GSD Netting Members

#### **Accessing the GSD CCLF Intraday Acknowledgement Screen**

All GSD Netting Members with user role, “DVP Update,” have access to the intraday “CCLF Acknowledgement” screen<sup>4</sup>. For each GSD Netting Member, the CCLF Acknowledgement screen will provide instructions on where to locate the TEST\_INTRADAY\_CCLF\_GSD\_OBLIGATIONS report in FICC Report Center. GSD Netting Members must review their intraday CCLF report and return to the CCLF Acknowledgement screen to submit confirmation that they have reviewed the report.

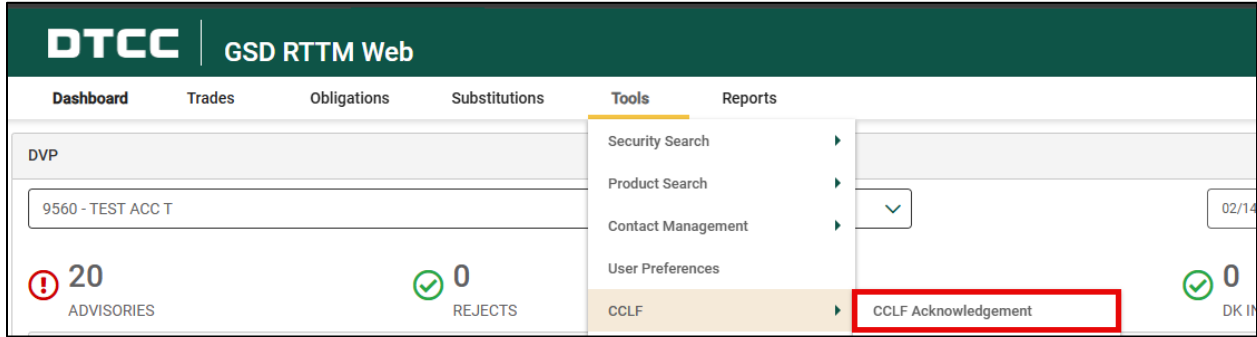
#### **Note:**

*The intraday CCLF test will not impact production data and GSD Netting Members should continue to settle all their receive and deliver obligations due to settle on the day of the CCLF test, as they would in the normal course of business.*

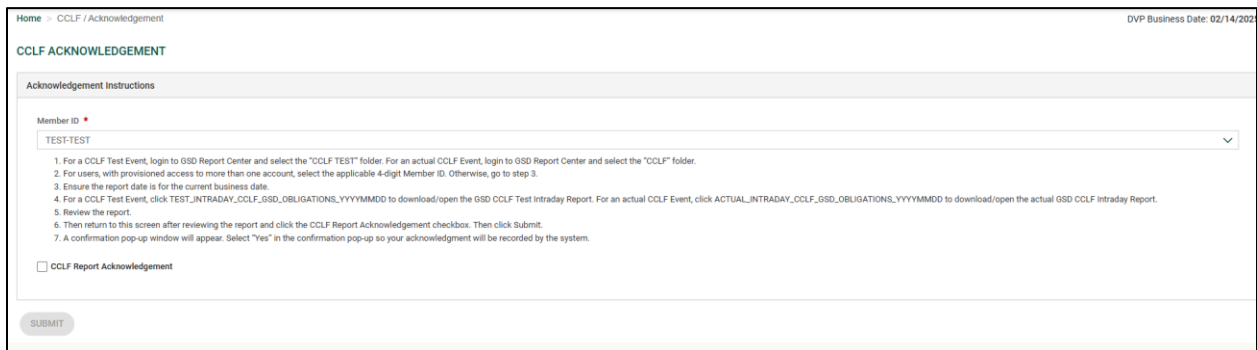
---

<sup>4</sup> In advance of the CCLF test, all GSD Netting Members should verify their access to the intraday CCLF Acknowledgement screen within GSD RTTM Web.

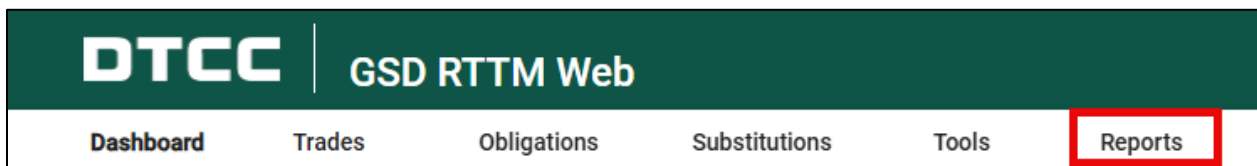
To access the CCLF Acknowledgement screen in GSD RTTM Web for Part 3 of the CCLF Test, select Tools from the menu at the top of the application, then select CCLF > CCLF Acknowledgement.



After CCLF Acknowledgement is selected, the below screen will appear. The CCLF Acknowledgement screen will instruct members on how to locate the intraday CCLF report.



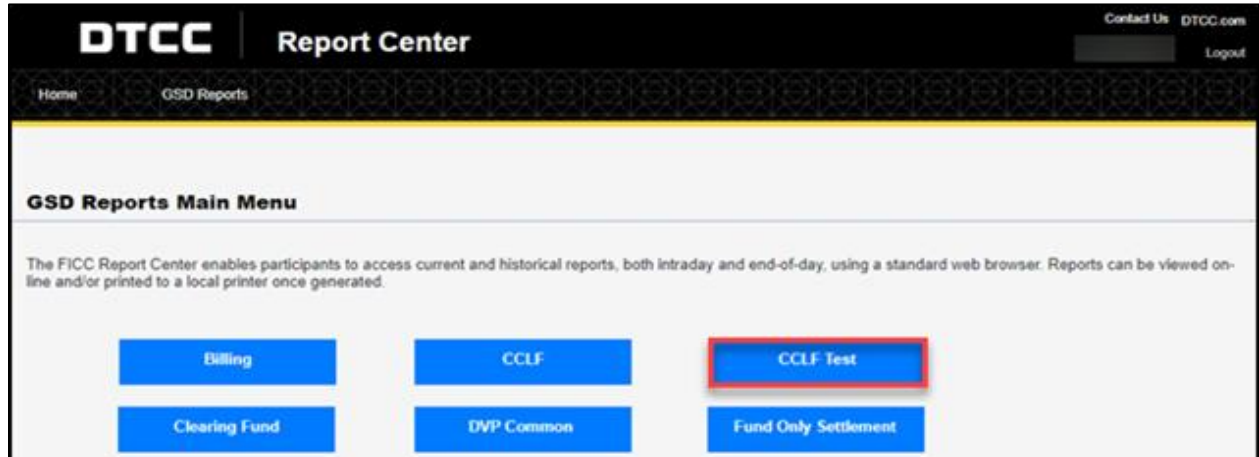
GSD Netting Members will have access to the "TEST\_INTRADAY\_CCLF\_GSD\_OBLIGATIONS" report which will display the deliver obligations that are bound to the hypothetical Defaulting Member. To access the TEST\_INTRADAY\_CCLF\_GSD\_OBLIGATIONS report in FICC Report Center, select Reports from the menu at the top of the application.



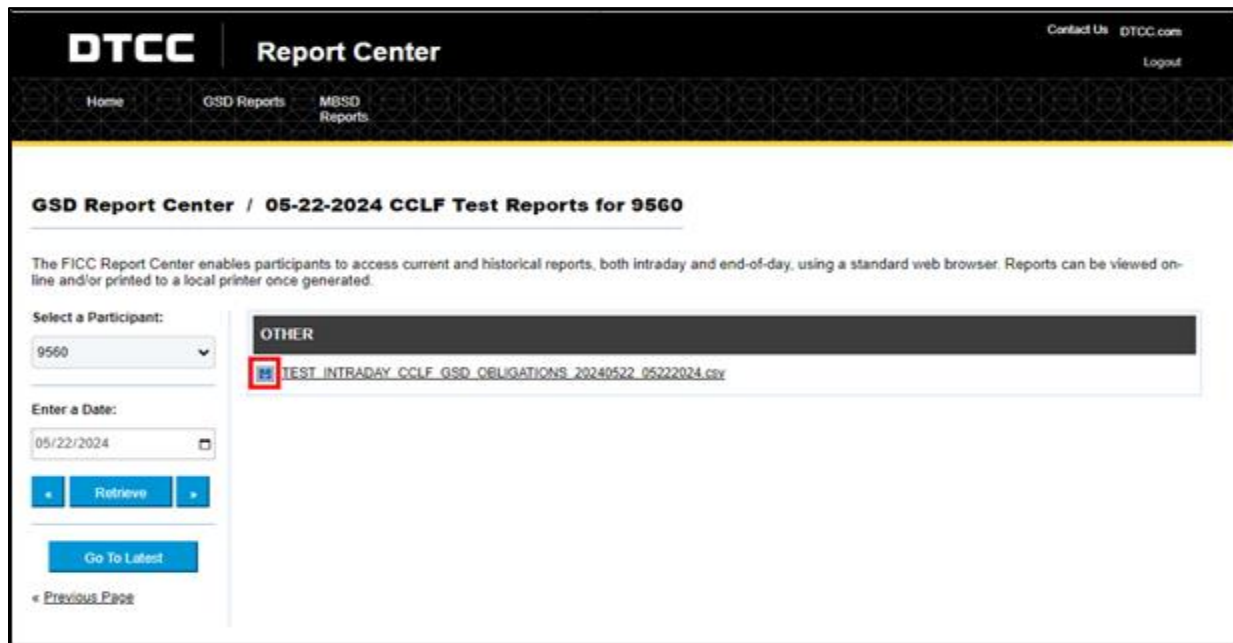
**Note:**

*Some users may have access privileges for both GSD Reports and MBS Reports. Those users must select GSD Reports once the FICC Report Center Menu appears. Once GSD Reports is selected, the GSD Reports Main Menu will appear as shown below.*

Then select the CCLF Test folder from the GSD Reports Main Menu.



Click the download button to view the TEST\_INTRADAY\_CCLF\_GSD\_OBLIGATIONS report.



The below report will appear. If a GSD Netting Member has no deliver obligations vs the Defaulting Member, their report will be blank. Even if a GSD Netting Member has a blank report, they are **still required** to acknowledge that they have reviewed the report using the CCLF Acknowledgement screen as described further below.

	A	B	C	D	E	F	G	H	I	J	K	L	M
1	Deposit ID	9560											
2	Member Name	TEST ACCT											
3	Business Date	5/22/2024											
4	Settlement Date	5/22/2024											
5	CCLF Cap	\$600,000,000.00											
6	Financing Amount	\$74,000,000.00											
7	Over/Under Cap	\$526,000,000.00											
8													
9	CCLF REPO DETAILS												
10	PRODUCT	OBLG-ID	CUSIP	QUANTITY	SETTLEMENT VALUE	CCLF START MONEY	HAIRCUT	HAIRCUT AMOUNT	CCLF REPO RATE	CCLF REPO INTEREST	CCLF REPO FINAL MONEY	CCLF REPO START DATE	CCLF REPO END DATE
11	DVP	007892-4522	9128282Y5	21000000	\$21,000,000.00	\$20,635,000.00	1.50%	\$315,000.00	0.98%	\$563.09	\$20,895,563.09	5/22/2024	5/23/2024
12	DVP	007846-4522	9128282Y5	10000000	\$10,000,000.00	\$9,850,000.00	1.50%	\$150,000.00	0.98%	\$268.14	\$9,850,268.14	5/22/2024	5/23/2024
13	DVP	007858-4522	9128282Y5	11000000	\$11,000,000.00	\$10,835,000.00	1.50%	\$165,000.00	0.98%	\$294.95	\$10,835,294.95	5/22/2024	5/23/2024
14	DVP	007870-4522	9128282Y5	6000000	\$6,000,000.00	\$5,910,000.00	1.50%	\$90,000.00	0.98%	\$160.88	\$5,910,160.88	5/22/2024	5/23/2024
15	DVP	007876-4522	9128282Y5	3000000	\$3,000,000.00	\$2,955,000.00	1.50%	\$45,000.00	0.98%	\$80.44	\$2,955,080.44	5/22/2024	5/23/2024
16													

After reviewing the report<sup>5</sup>, return back to the CCLF Acknowledgement screen. Check the “CCLF Report Acknowledgement” checkbox and click “Submit.”

After clicking “Submit” the below confirmation pop-up window will appear. Select “Yes” to confirm review of the intraday CCLF report for your Member firm. Selecting “No” will bring the user back to the CCLF Acknowledgement screen. Even if a Member has a blank report, the acknowledgement is **still required**.

After clicking “Yes,” the below confirmation page will appear. This marks your completion of Part 3 of the CCLF test.

<sup>5</sup> For a detailed explanation of the fields on the TEST\_INTRADAY\_CCLF\_GSD\_OBLIGATIONS report, please visit the [DTCC Learning Center](#).

## MBSD Clearing Members

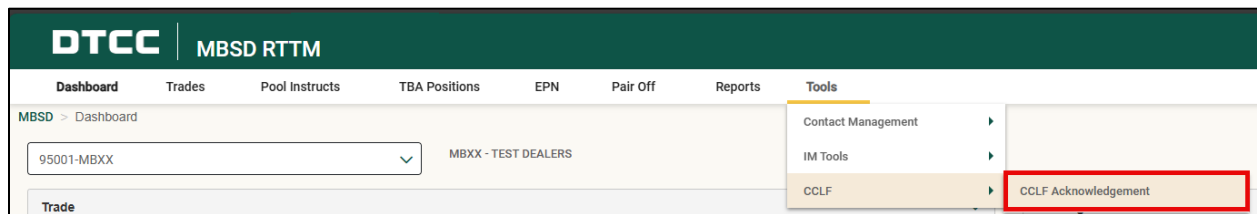
### Accessing the MBSD CCLF Intraday Acknowledgement Screen

All MBSD Clearing Members with user role “MBSD Trade Update” have access to the intraday “CCLF Acknowledgement” screen.<sup>6</sup> For each MBSD Clearing Member, the CCLF Acknowledgement screen will provide instructions on where to locate the TEST\_INTRADAY\_CCLF\_MBSD\_OBLIGATIONS report in FICC Report Center. MBSD Clearing Members must review their intraday CCLF report and return to the CCLF Acknowledgement screen to submit confirmation that they’ve reviewed the report.

#### Note:

*The intraday CCLF test will not impact production data and MBSD Clearing Members should continue to settle all their receive and deliver obligations that have a delivery date that is the same date of the CCLF test, as they would in the normal course of business.*

To access the intraday CCLF Acknowledgement screen in MBSD RTTM Web for Part 3 of the CCLF Test, select Tools from the menu at the top of the application, then select CCLF > CCLF Acknowledgement.




After CCLF Acknowledgement is selected, the below screen will appear. The CCLF Acknowledgement screen will instruct members on how to locate the intraday CCLF report.



<sup>6</sup> In advance of the CCLF test, all MBSD Clearing Members should verify their access to the intraday CCLF Acknowledgement Screen within MBSD RTTM Web.

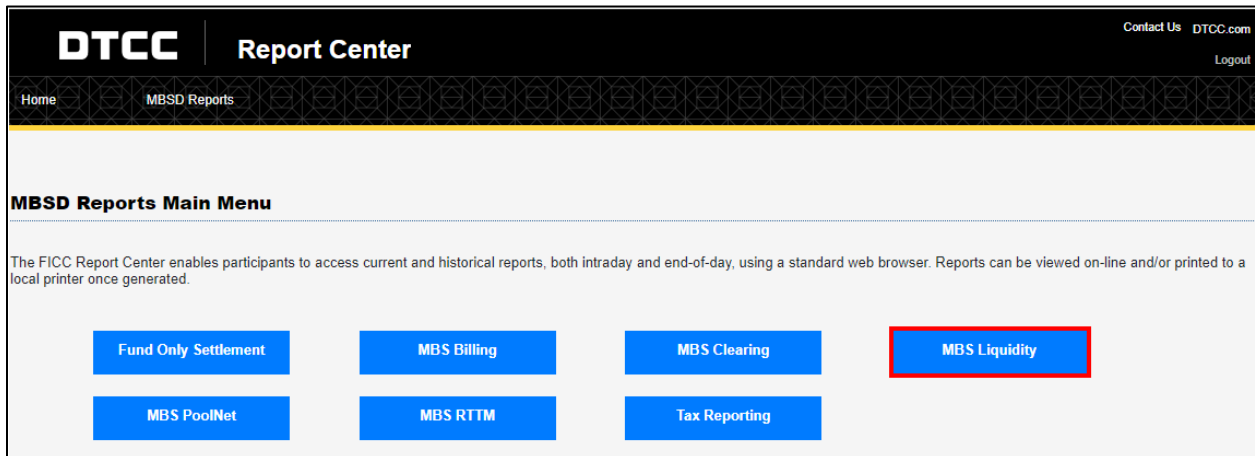
MBSD Clearing Members will have access to a “TEST\_INTRADAY\_CCLF\_MBSD\_OBLIGATIONS” report which will display the deliver obligations that are bound to the hypothetical Defaulting Member. To access the TEST\_INTRADAY\_CCLF\_MBSD\_OBLIGATIONS report in FICC Report Center, select Reports from the menu at the top of the application.



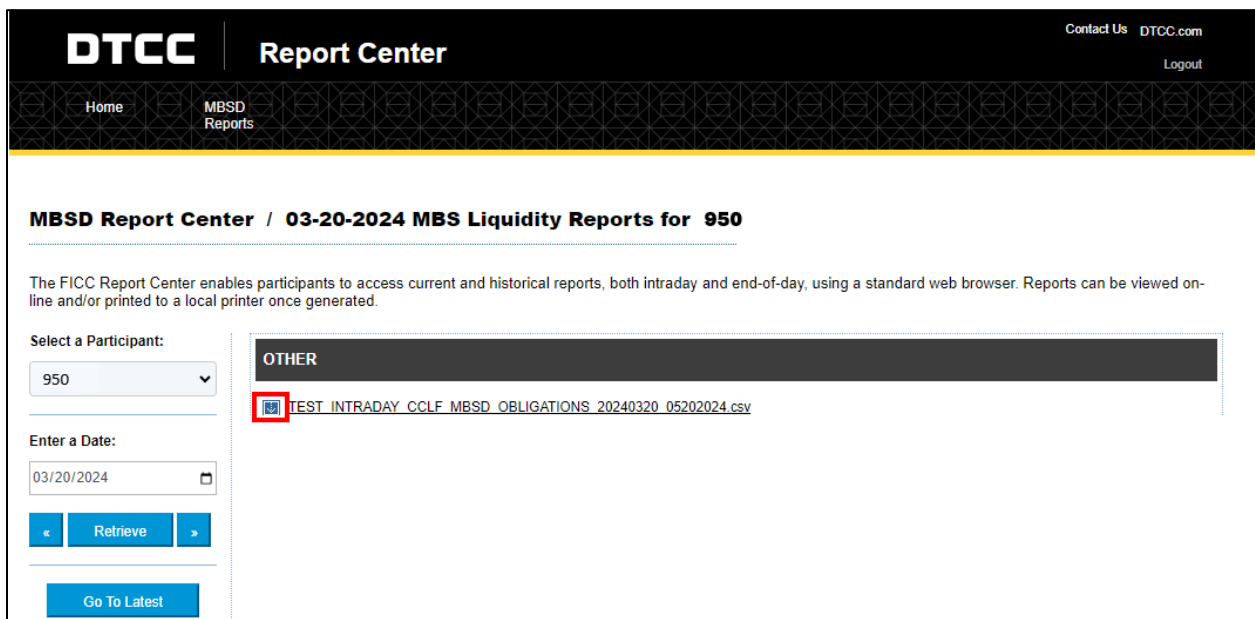
**Note:**

*Some users may have access privileges for both GSD Reports and MBSD Reports. Those users must select MBSD Reports once the FICC Report Center Menu appears. Once MBSD Reports is selected, the MBSD Reports Main Menu will appear as shown below.*

Then select the MBS Liquidity folder from the MBSD Reports Main Menu.



Click the download button to view the TEST\_INTRADAY\_CCLF\_MBSD\_OBLIGATIONS report.



The below report will appear. If a MBSD Clearing Member has no deliver obligations vs the Defaulting Member, their report will be blank. Even if a MBSD Clearing Member has a blank report, they are **still required** to acknowledge and submit on the CCLF Acknowledgement screen as described further below.

	A	B	C	D	E	F	G	H	I	J	K	L	M	N	O	P	Q	R
1	Deposit ID	950																
2	Name	Test MBS Dealer																
3	Business Date	3/20/2024																
4	Delivery Date	3/20/2024																
5	CCLF Cap	\$4,000,000,000.00																
6	MBS Financing Amount	\$465,995,537.82																
7	Over/Under Cap	\$3,534,004,462.18																
8																		
9	MBS CCLF REPO DETAILS																	
10	MEMBER ID	AGG ID	ACCT ID	POOL CUSIP	TBA CUSIP	POID	POOL NUMBER	ORIGINAL FACE	CURRENT FACE	NET MONEY	CCLF START MONEY	HAIRCUT	HAIRCUT AMOUNT	RATE	CCLF REPO INTEREST	CCLF REPO FINAL MONEY	CCLF REPO START DATE	CCLF REPO END DATE
11	950		1 MBXK	36179YPH1	21H960630	240790019513	000MA9424	\$50,000,000	\$49,799,096.50	\$50,306,943.53	\$48,698,496.92	3.20%	\$1,608,446.61	2.98%	\$4,026.50	\$48,702,523.42	20-Mar-24	21-Mar-24
12	950		1 MBXK	36179YPH1	21H960630	240790019515	000MA9424	\$50,000,000	\$49,799,096.50	\$50,306,943.53	\$48,698,496.92	3.20%	\$1,608,446.61	2.98%	\$4,026.50	\$48,702,523.42	20-Mar-24	21-Mar-24
13	950		1 MBXK	36179YPH1	21H960630	240790019517	000MA9424	\$50,000,000	\$49,799,096.50	\$50,306,943.54	\$48,698,496.93	3.20%	\$1,608,446.61	2.98%	\$4,026.50	\$48,702,523.43	20-Mar-24	21-Mar-24
14	950		1 MBXK	36179YPH1	21H960630	240790019519	000MA9424	\$50,000,000	\$49,799,096.50	\$50,306,943.54	\$48,698,496.93	3.20%	\$1,608,446.61	2.98%	\$4,026.50	\$48,702,523.43	20-Mar-24	21-Mar-24
15	950		1 MBXK	36179YRJS	21H960630	240790019668	000MA9489	\$36,588,127	\$36,521,198.90	\$36,959,263.07	\$35,777,577.26	3.20%	\$1,181,685.81	2.98%	\$2,958.17	\$35,780,535.43	20-Mar-24	21-Mar-24
16	950		1 MBXK	36179YPH1	21H960630	240790020247	000MA9424	\$50,000,000	\$49,799,096.50	\$50,435,331.83	\$48,822,780.30	3.20%	\$1,612,551.53	2.98%	\$4,036.78	\$48,826,817.08	20-Mar-24	21-Mar-24
17	950		1 MBXK	36179YPH1	21H960630	240790020249	000MA9424	\$50,000,000	\$49,799,096.50	\$50,435,331.83	\$48,822,780.30	3.20%	\$1,612,551.53	2.98%	\$4,036.78	\$48,826,817.08	20-Mar-24	21-Mar-24
18	950		1 MBXK	36179YPH1	21H960630	240790020251	000MA9424	\$18,302,648	\$18,229,186.68	\$18,462,002.51	\$17,811,723.25	3.20%	\$590,279.26	2.98%	\$1,477.68	\$17,813,200.93	20-Mar-24	21-Mar-24
19	950		1 MBXK	36179YPH1	21H960630	240790020343	000MA9424	\$10,000,000	\$9,959,819.30	\$10,061,388.71	\$9,739,699.39	3.20%	\$321,689.32	2.98%	\$805.30	\$9,740,504.69	20-Mar-24	21-Mar-24
20	950		1 MBXK	36179YRJS	21H960630	240790020781	000MA9489	\$50,000,000	\$49,908,538.50	\$50,548,121.62	\$48,931,963.90	3.20%	\$1,616,157.72	2.98%	\$4,045.81	\$48,936,009.71	20-Mar-24	21-Mar-24
21	950		1 MBXK	36179YRJS	21H960630	240790020783	000MA9489	\$36,253,596	\$36,187,190	\$36,659,932.61	\$35,479,104.94	3.20%	\$1,171,827.67	2.98%	\$2,933.45	\$35,482,038.43	20-Mar-24	21-Mar-24
22	950		1 MBXK	3148A33J0	01F070633	241288000117	000DA3500	\$6,000,000	\$5,631,699.30	\$5,607,695.75	\$5,428,402.82	3.20%	\$179,292.93	2.98%	\$448.83	\$5,428,851.65	20-Mar-24	21-Mar-24
23	951		2 MBYU	3148A33J0	01F070633	241288000117	000DA3500	\$6,000,000	\$5,631,699.30	\$5,607,695.75	\$5,428,402.82	3.20%	\$179,292.93	2.98%	\$448.83	\$5,428,851.65	20-Mar-24	21-Mar-24
24																		

After reviewing the report<sup>7</sup>, return back to the CCLF Acknowledgement screen. Check the “CCLF Report Acknowledgement” checkbox and click “Submit.”

MBSD > CCLF > CCLF Acknowledgement

### CCLF ACKNOWLEDGEMENT

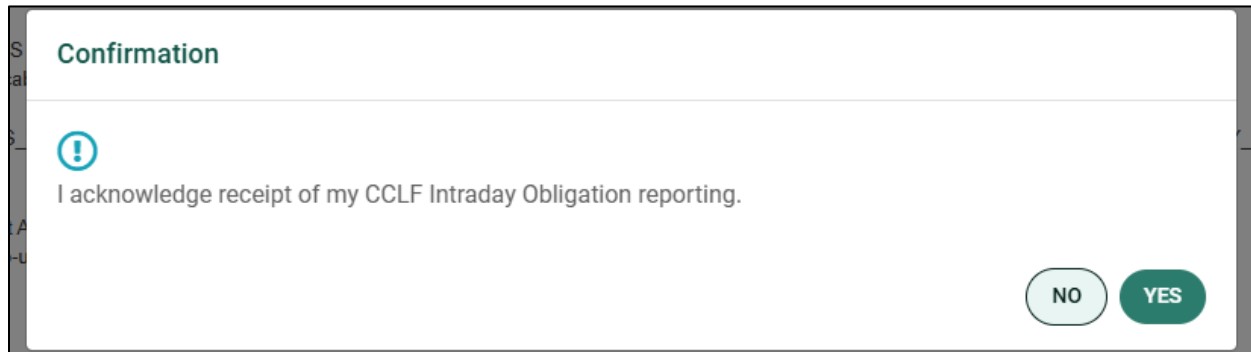
**Acknowledgement Instructions**

- For a CCLF Actual/Test Event, login to MBS Report Center and select the "MBS Liquidity" folder.
- For users, with provisioned access to more than one account, select the applicable 3-digit Participant ID number. Otherwise, go to step 3.
- Ensure the report date is for the current business date.
- For a CCLF Test Event, click TEST\_INTRADAY\_CCLF\_MBSD\_OBLIGATIONS\_YYYYMMDD\_MMDDYYYY to download/open the MBSD CCLF Actual Intraday Report. For an Actual CCLF Event, click ACTUAL\_INTRADAY\_CCLF\_MBSD\_OBLIGATIONS\_YYYYMMDD\_MMDDYYYY to download/open the MBSD CCLF Actual Intraday Report.
- Review the report.
- Then return to this screen after reviewing the report and click the CCLF Report Acknowledgement checkbox. Then click Submit.
- A confirmation pop-up window will appear. Select "Yes" in the confirmation pop-up so your acknowledgement will be recorded by the system.

CCLF Report Acknowledgement

<sup>7</sup> For a detailed explanation of the fields on the TEST\_INTRADAY\_CCLF\_MBSD\_OBLIGATIONS report, please visit the [DTCC Learning Center](#).

After clicking “Submit” the below confirmation pop-up window will appear. Select “Yes” to confirm you’ve reviewed the intraday CCLF report. Selecting “No” will bring the user back to the CCLF Acknowledgement page. Even if a Member has a blank report, the acknowledgement is **still required** to complete the test.



The below confirmation page will appear. This marks your completion of Part 3 of the CCLF test.

