


**Reporting Suite
ETD
March 2014**



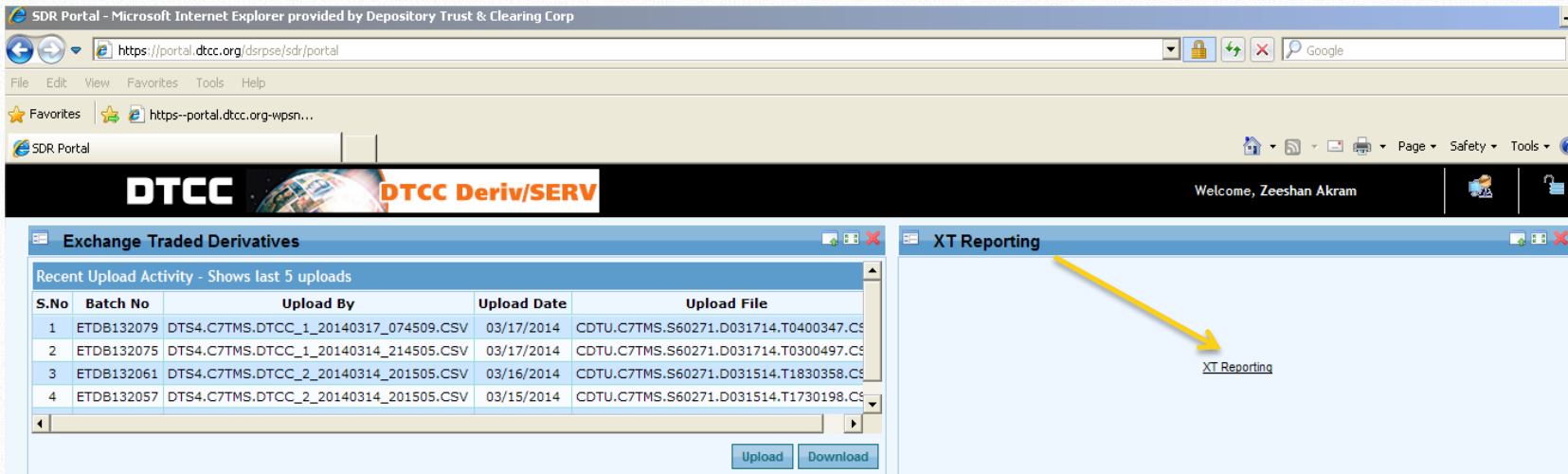
Agenda



- Reports Overview
- Report Suite
 - ACK/NACK
 - Submission Report
 - Transaction Activity Report
 - Position Activity Report
 - EOD Position Report
 - Difference Report
 - Warning Report
 - GTR ESMA ETD Position Report
 - GTR ESMA ETD Activity Report
 - ESMA Match Status Report
 - Trade Reconciliation Status
 - ESMA UTI Conflict or Pair LEI Break Report
- Common Questions asked by Clients
- Appendix
 - User Guide References

Reports Overview 1

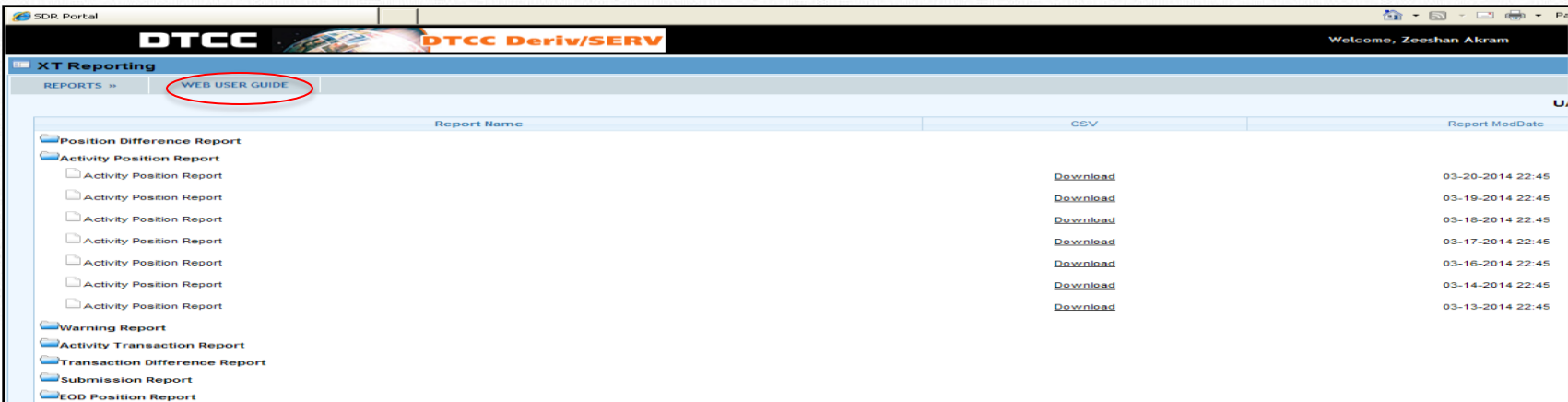
- Reports are located in the European Portal under the “XT Reporting” Window



The screenshot shows the DTCC SDR Portal interface. The left-hand window, titled 'Exchange Traded Derivatives', displays a table of recent upload activity. The right-hand window, titled 'XT Reporting', contains a link labeled 'XT Reporting' which is highlighted by a yellow arrow.

S.No	Batch No	Upload By	Upload Date	Upload File
1	ETDB132079	DTS4.C7TMS.DTCC_1_20140317_074509.CSV	03/17/2014	CDTU.C7TMS.S60271.D031714.T0400347.CS
2	ETDB132075	DTS4.C7TMS.DTCC_1_20140314_214505.CSV	03/17/2014	CDTU.C7TMS.S60271.D031714.T0300497.CS
3	ETDB132061	DTS4.C7TMS.DTCC_2_20140314_201505.CSV	03/16/2014	CDTU.C7TMS.S60271.D031514.T1830358.CS
4	ETDB132057	DTS4.C7TMS.DTCC_2_20140314_201505.CSV	03/15/2014	CDTU.C7TMS.S60271.D031514.T1730198.CS

- When you click the XT reporting link, you will get all the EOD Reports currently available for 7 Days only.



The screenshot shows the 'XT Reporting' window. The 'WEB USER GUIDE' link is circled in red. The main content area displays a list of reports with columns for Report Name, CSV, and Report ModDate.

Report Name	CSV	Report ModDate
Position Difference Report		
Activity Position Report		
Activity Position Report	Download	03-20-2014 22:45
Activity Position Report	Download	03-19-2014 22:45
Activity Position Report	Download	03-18-2014 22:45
Activity Position Report	Download	03-17-2014 22:45
Activity Position Report	Download	03-16-2014 22:45
Activity Position Report	Download	03-14-2014 22:45
Activity Position Report	Download	03-13-2014 22:45
Warning Report		
Activity Transaction Report		
Transaction Difference Report		
Submission Report		
EOD Position Report		

Reports Overview 2

- Batch Cut-off for reports is 12pm GMT
- All reports are generated daily and will be data from the previous days activity/open positions (i.e.: Report Run Date: 2014-03-13; Report Date: 2014-03-14)
- Warning and ACK/NACK reports are generated out of the ETD Application
- All other Reports are generated out of a common data source with the “Core” (cross jurisdictional) applications.
- All references to “Blank Reports” in the deck, refers to reports with headers and no data (a report with no data is an issue)

ACK/NACK

- The ACK/NACK report will show you your acknowledged and rejected submissions
- The reports are labeled by the Batch ID given at upload
- When you upload, regardless of responses on your file, you will find a ack and nack report. If these reports are blank, it means that you have not generated an ack or nack.
- ACK/NACK's are based off of your submissions to ETD and only those submissions will be included on this report
- User Guide Reference: Section 7.1.1

Submission Report

- The Submission Report will include Transaction, Position, and Valuation submissions and all applicable actions (New, Modify, and Cancel).
- It will include all submissions made by the participant after the prior report run and up to the current day report generation. It will contain both accepted and rejected submissions.
- User Guide Reference: Section 7.1.2

Transaction Activity Report



- The transaction report will include Transaction submissions and all applicable actions (including New, Modify, and Cancel).
- It will include messages submitted by Party A and those done on behalf of Party A (Counterparty in the submission).
- The report will only include Accepted messages and Rejected messages will not be on the report.
- User Guide Reference: Section 7.1.3

Position Activity Report

- This report shows all your ack'd position submissions, all the life cycle events a firm has reported during a day on particular UTI.
- The Position report will include Transaction submissions and all applicable actions (including New, Modify, and Cancel).
- It will include messages submitted by Party A and those done on behalf of Party A (Counterparty in the submission).
- The report will only include Accepted messages and Rejected messages will not be on the report.
- User Guide Reference: Section 7.1.4

EOD Position Report

- The EOD Position Report will include 'EOD Position', 'Valuation', and 'EOD Valuation Update' submissions. The position submissions for Lifecycle events will not be included in this report.
- It will include messages submitted by Party A and those done on behalf of Party A (Counterparty in the submission).
- If Valuation data is provided as part of both 'Position' and 'Valuation' submissions, the latest Valuation will be shown on the report based on 'Submission Date & Time'.
- Certain messages will not be included in this report such as:
 - Matured trades
 - Exited trades
 - PositionCancel' submissions
- User Guide Reference: Section 7.1.5

Difference Report

- This Counterparty Difference report will capture attribute level breaks on position submissions from different parties on a common UTI across a broader set of attributes than what is available via GTR position reporting.
- These reports are based on the specific DTCC GTR ETD pairing and matching functions. These reports are only identifying pairing and then subsequent matching breaks where both sides report to the GTR.
- There are two (Transaction Difference Report and Position Difference Report) reports generated, one for Transaction messages and one for Position messages. **Please note that only EOD Positions will be considered for the Position Difference Report.**
- As an additional requirement and consistent with the Inter-TR reconciliation, the Trade Party 2 fields will be masked. The field that is unmatched will be provided but the values of Trade Party 2 will be masked.
- In addition the aging of the unmatched field will be removed.
- User Guide Reference: Section 7.1.6

Warning Report

- The Warning Report will highlight the possible issues with a message if it is deemed not compliant due to missing information in the existing submissions in the GTR (submissions accepted by the GTR)
- Any blank ESMA Annex Table fields will generate a warning*
- Warnings will be generated in relation to the submissions you have made and the submissions that are alleged on your behalf
- If a Warning Report is blank, it means that none of your submissions have generated a warning
- User Guide Reference: Section 7.1.7

*Enhancements may be made in the future for fields that do not apply to certain products.

GTR ESMA ETD Position Report

- The Position report will reflect all open positions for the participant that has been reported to ESMA.
- The format of the report will indicate the ESMA fields and the data reported against each of those fields.
- All alleges (sent in to the GTR) will be reflected on the report
- The ESMA Position Report will include those trades where the report recipient is named as a counterparty to the trade or is named as the execution agent.
- To distinguish between submissions made by you or on behalf of you, please sort by the “Data Submitter Prefix” and “Data Submitter Value” fields
- On your report, 2 lines will typically appear per trade, your submission (usually first), second line will be your counterparties. Full delegations will appear as 2 lines as well.
- If your counterparty has not yet reported, or reports to another TR, this will not appear on your report
- Positions that have expired or have a 0 Notional will not be on your position report
- User Guide Reference: Section 7.1.8

GTR ESMA ETD Activity Report

- The Activity report will reflect all activity since the last report for the participant that has been reported to ESMA.
- The format of the report will indicate the ESMA fields and the data reported against each of those fields.
- It is in the exact same format and field list as the ESMA Position Report.
- All alleges will be reflected on the report (where the participant has been named as a trade party to a UTI reported by another counterparty).
- The fields Lifecycle Event, Lifecycle Event Effective Date, Action type and Details of action type will be included in the activity report but are blank in the position report.
- GTR User Guide Reference: 7.2.4

ESMA Match Status Report

- The new Matching Status report will provide participants with a breakdown of category 1 and category 2* differences to facilitate them investigating and resolving breaks. See above section on Inter-TR reconciliation for definition of break category.
- The Matching Status report will detail the list of unmatched fields but only the field name and not the field content on either side of the position.
- The report will contain the following fields:
 - UTI
 - Party 1 LEI
 - Part 2 LEI (or other identifier)
 - Trade Reconciliation Status
 - Unmatched fields**
 - Party 1 Transaction ID

**The list of fields can be found in the user guide under section 6.2.1*

***Unmatched fields will tell you what fields are breaking but will not what your counterparty has reported. You can reference your position report if your counterparty has reported to the GTR, otherwise you will need to contact your counterparty*

Trade Reconciliation Status

Trade Reconciliation Status	Trade Reconciliation Status description
Single-sided, unpaired, non EEA	The trade is ESMA reportable but the other side of the trade is not ESMA reportable and therefore there is no reconciliation requirement.
Single-sided, unpaired, EEA	the GTR has one side of the trade, knows that the other side is EEA based upon the value of the Contract with non-EEA counterparty flag for Table 1 – Counterparty Data being set to ‘Y’ and does not know which TR holds the other side of the trade is.
Dual-sided, unmatched category 1	The GTR has both sides of the trade and category 1 fields do not match within the tolerances defined in Appendix A. The fields which do not match will be listed on the TR reconciliation Differences Report.
Dual-sided, unmatched category 2	The GTR has both sides of the trade and category 2 fields do not match within the tolerances defined in Appendix A. The fields which do not match will be listed on the TR reconciliation Differences Report.
Dual-sided matched	The GTR has both sides of the trade and all fields match within the tolerances defined in Appendix A.
Single-sided, paired, unmatched category 1	The GTR has one side of the trade and the details of the other side of the trade have been obtained from the TR with the other side of the trade. The reconciliation has taken place and not all fields match within the tolerances defined in Appendix A. The fields which do not match will be listed on the TR reconciliation Differences Report.
Single-sided, paired, unmatched category 2	The GTR has one side of the trade and the details of the other side of the trade have been obtained from the TR with the other side of the trade. The reconciliation has taken place and not all fields match within the tolerances defined in Appendix A. The fields which do not match will be listed on the TR reconciliation Differences Report.
Single-sided, paired, match pending	The GTR has one side of the trade and the details of the other side of the trade have been obtained from the TR with the other side of the trade. Match processing has not taken place yet.
Single-sided, paired, matched	The GTR has one side of the trade and the details of the other side of the trade have been obtained from the TR with the other side of the trade. The reconciliation has taken place and all fields match within the tolerances defined in Appendix A.

ESMA UTI Conflict or Pair LEI Break Report

- The UTI Conflict or Pair LEI Break Report is to inform users of UTI's reported by other counterparties or to inform a counterparty of an LEI mismatch.
- From the perspective of Party A running the UTI Conflict & Pair Break LEI Report they should see four columns:
 1. Column A = UTI
 2. Column B = Party A LEI (as submitted by Party A)
 3. Column C = Party B LEI (as submitted by Party A)
 4. Column D = Error Code ["UTI reported by other parties" or "Mismatched LEI"]
- *UTI reported by other parties* error will occur when:
 - Party A vs. Party B reports UTI 123
 - Party C vs. Party D reports UTI 123
- *Mismatched LEI* error will occur when:
 - Party A vs. Party B reports UTI 456
 - Party B vs. Party C reports UTI 456

Common Questions asked by clients

1. “Why aren’t any of my positions on the position report”.
2. Is position reporting mandatory? No, it is not, but how else would ESMA know the net exposure / open position (as there doesn’t seem to be any need to report the opening / closing flag on the transaction message either)
3. On which level do we do inter-TR matching: (only transaction level (yes, as position reporting is not mandatory)
4. Which lifecycle events do need to be reported.
5. Can we touch on ESMA’s requirement to report the lifecycle event “compression” on the Transaction message type (how should that work in practice? Client reports a NEW Transaction and then the same Transaction once again but with lifecycle event “compressed
6. Any plan to have UAT for ETD also on the EU portal (or will it stay on US portal)?
7. What is a common NACK (missing footer, values separated by semi-colon, Data Submitter not permissioned to report for the trade party 1)
8. ESMA Match Status Report is showing ETD positions and we were advised that DTCC would not be attempting to match on ETD positions, this is causing us ‘unmatched’ items in the report.

Appendix

- User Guide
 - <http://dtcc.com/~media/Files/Downloads/Data-and-Repository-Services/GTR/GTR-Europe/DTCC-GTR-OTC-Lite.ashx>
 - Under Product Training and Support drop down
- BRD
 - <http://www.dtcc.com/data-and-repository-services/global-trade-repository/gtr-europe/client-center/client-center.aspx?gated=customers>
 - Under Business Requirement dropdown
 - Message Template/Specs under Supported – Spreadsheets and Messaging Specs