

# AGENT REPORT CARD

**May 2017**

# Agent Report Card

This report highlights the performance of the top agents responsible for the processing of CMO/ABS securities in two specific areas of concern:

1)The unavailability of timely rate information.

2)Inaccurate rate information that requires amendment and therefore post payable date adjustments to DTCC's Clients.

The impact of each agent on last month's performance is reflected in bar charts showing "late/amended" information.

In addition, the top three agents with the best record in each category have been highlighted in Green.

# Agent Report Card - Rankings

## Agent Report Card

Rankings based on a percentage of an agent's total rates  
(Best three in each category highlighted in green)

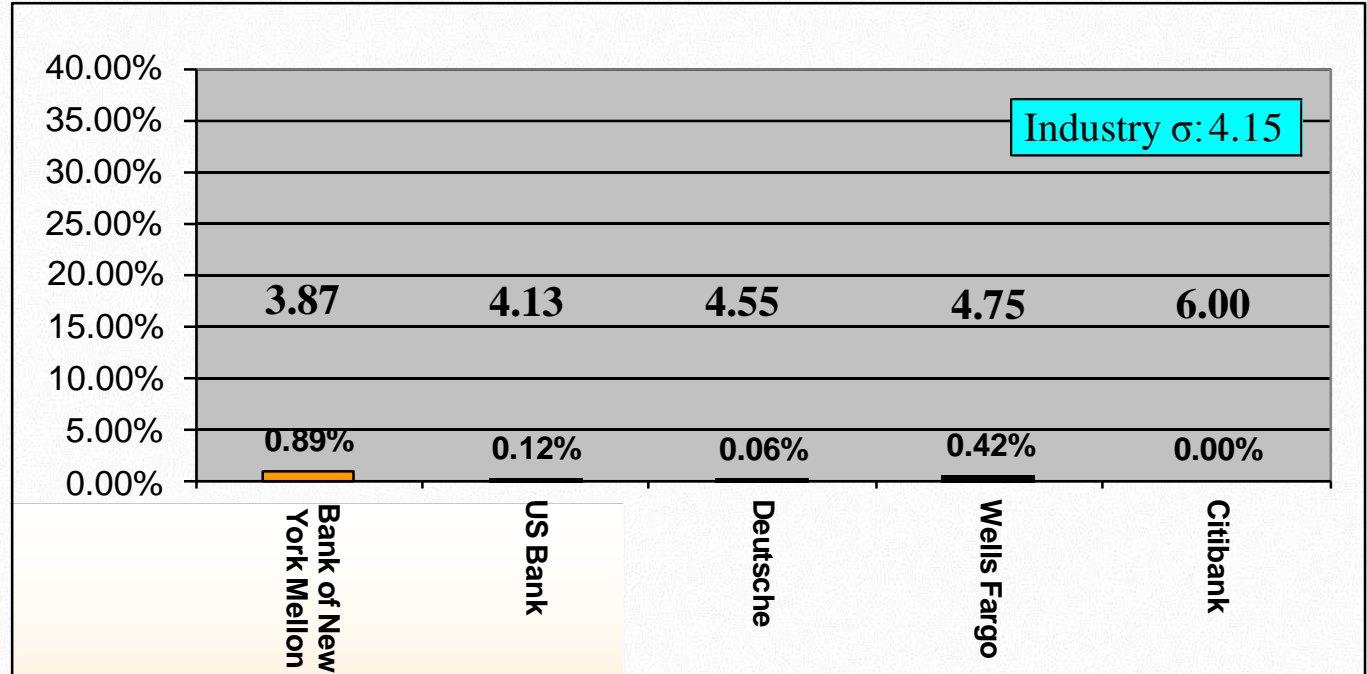
	Rates Open at COB P/D - 1	Late Rates after 3:00 pm Cut-off on P/D	Amended Announcements	Amended Announcements 30 Days + after P/D
Bank of New York Mellon	5	4	5	5
Citibank	1	5	2	1
Deutsche Bank	2	1	4	2
US Bank	3	3	3	4
Wells Fargo	4	2	1	3



# Conforming Late Rates

## CMO/ABS Payable on the 15th and 25th

Rates open at COB on P/D -1  
As a percentage of an agent's total rates

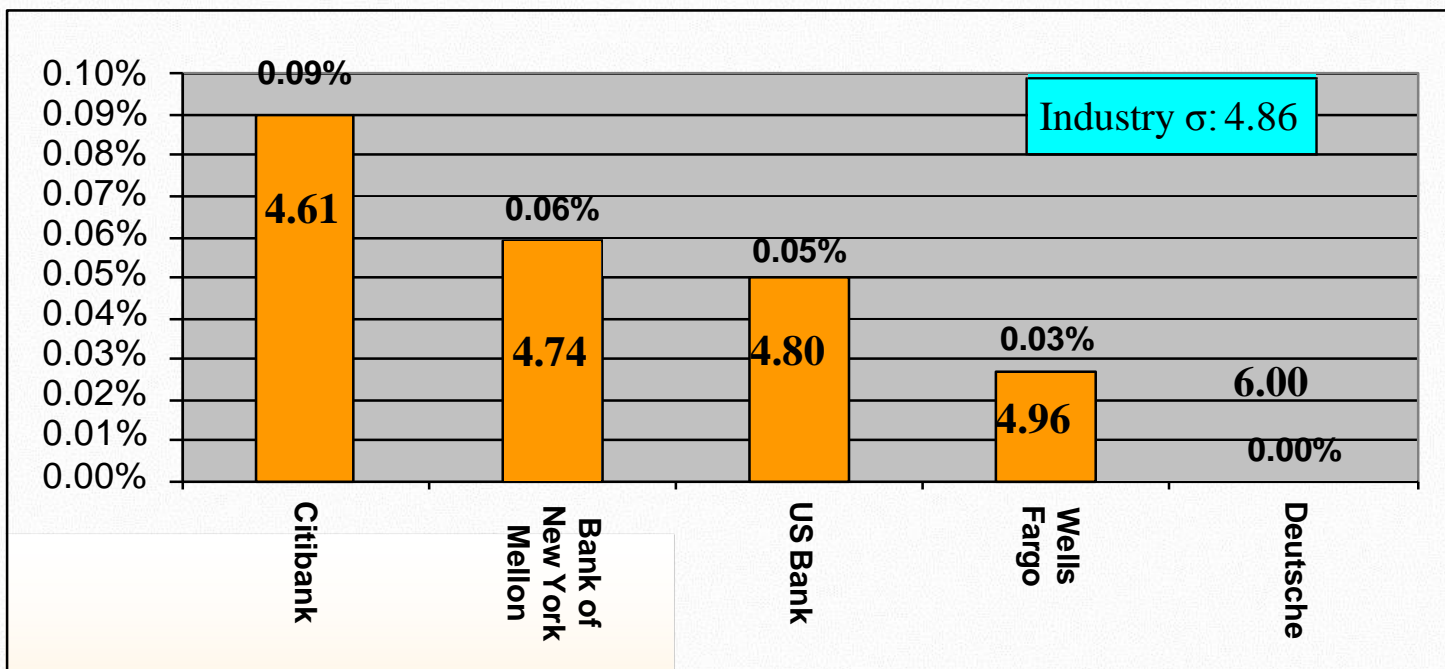


Sigma Level	3.87	4.13	4.55	4.75	6.00
Number of Late Rate	182	125	19	7	0
As a Percentage of Total Late Rates From All Agents	54.65%	37.54%	5.71%	2.10%	0.00%
Deviation From the Industry Sigma	-0.28	-0.02	0.40	0.60	1.85

# All Late Rates

## CMO/ABS Payable on the 15th and the 25th

After 3:00 p.m. EST on payable date and subsequent days  
As a percentage of an agent's total Rates

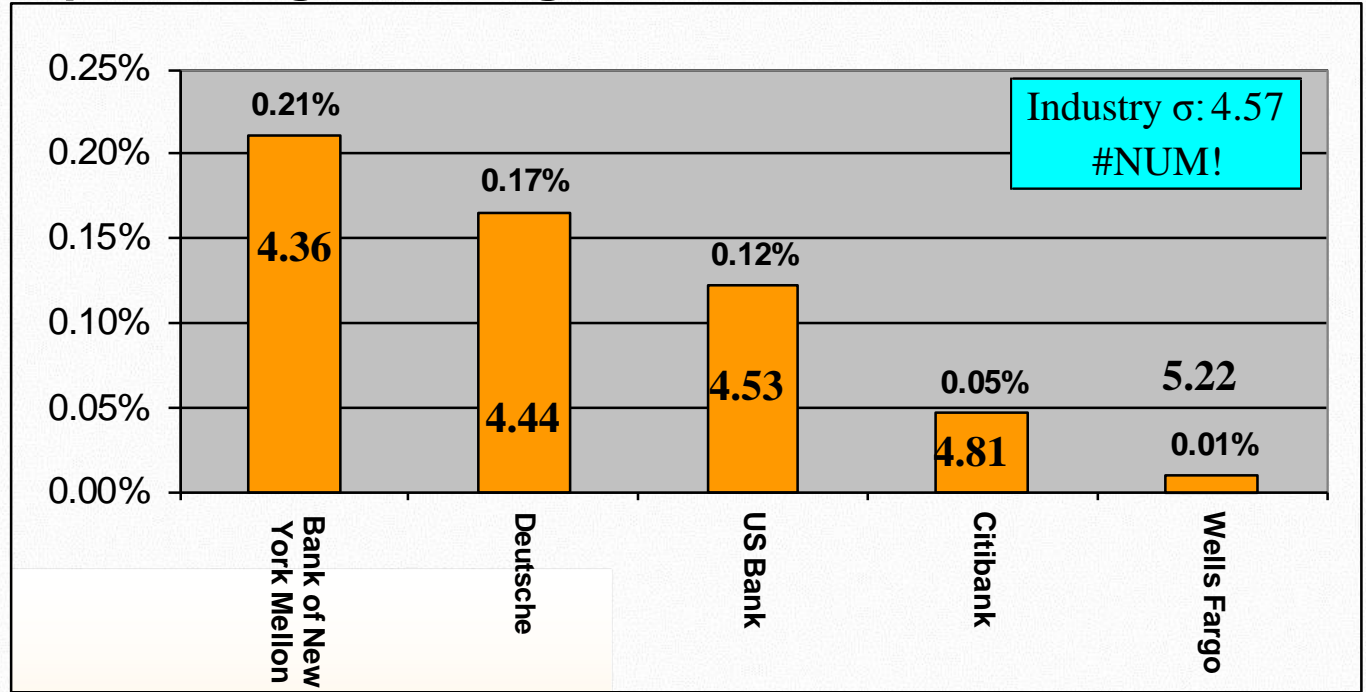


Sigma Level	4.61	4.74	4.80	4.96	6.00
Number of Late Rate	4	12	8	8	0
As a Percentage of Total Late Rates From All Agents	12.50%	37.50%	25.00%	25.00%	0.00%
Deviation From the Industry Sigma	-0.25	-0.12	-0.07	0.10	1.14

# All Amended Rates

## CMO/ABS

As a percentage of an agent's total rates

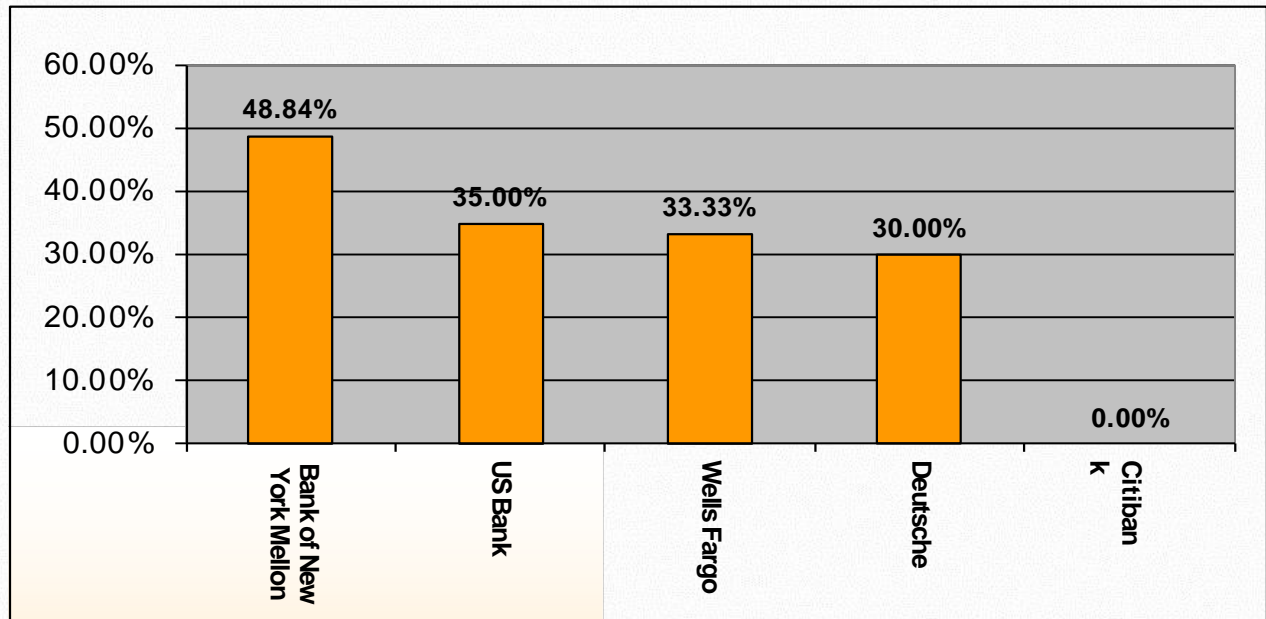


Sigma Level	4.36	4.44	4.53	4.81	5.22
Number of Amended Rates	43	20	20	2	3
As a Percentage of Total Amended Rates From All Agents	48.86%	22.73%	22.73%	2.27%	3.41%
Deviation From	-0.21	-0.13	-0.04	0.24	0.64

# All Amended Rates

## CMO/ABS

**30 days+ after payable date**  
**As a percentage of an agent's total amended rates**



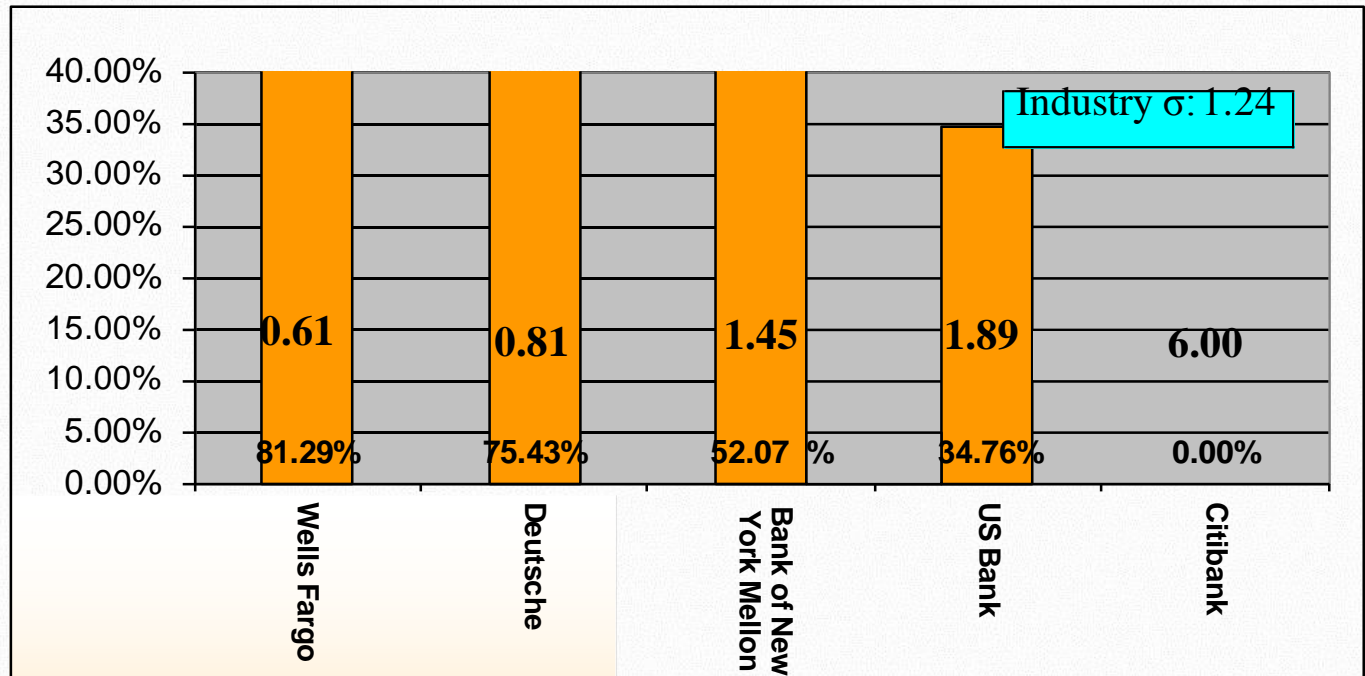
Number of Amended Rates 30 Days +	21	7	1	6	0
As a Percentage of Total Amended Rates From All Agents	60.00%	20.00%	2.86%	17.14%	0.00%



# Conforming Late Rates

## CMO/ABS All Payable Date excluding the 15th and 25th

Rates open at COB on P/D -1  
As a percentage of an agent's total rates



Sigma Level	0.61	0.81	1.45	1.89	6.00
Number of Late Rate	960	396	365	349	0
As a Percentage of Total Late Rates From All Agents	46.38%	19.13%	17.63%	16.86%	0.00%
Deviation From the Industry Sigma	-0.63	-0.43	0.20	0.65	4.76

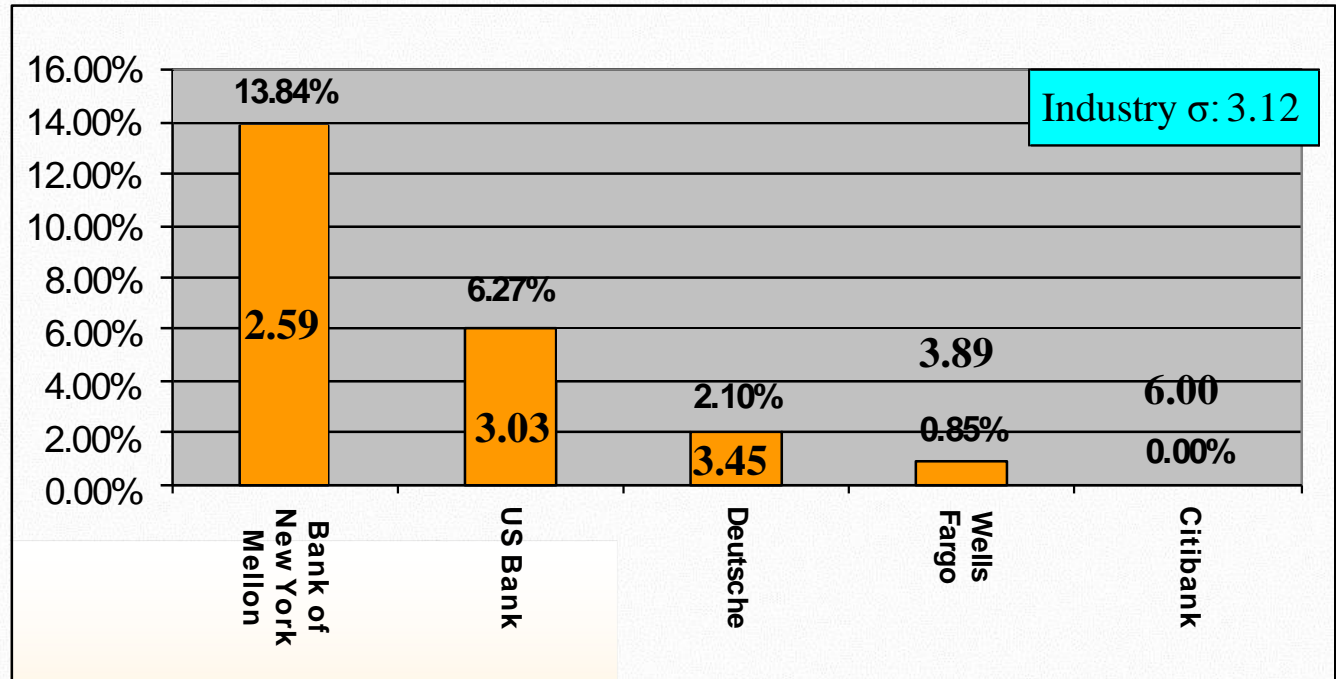


# All Late Rates

## CMO/ABS Excluding Payable on the 15th and the

### 25th

After 3:00 p.m. EST on payable date and subsequent days  
As a percentage of an agent's total Rates



Sigma Level	2.59	3.03	3.53	3.89	6.00
Number of Late Rate	97	63	11	10	0
As a Percentage of Total Late Rates From All Agents	53.59%	34.81%	6.08%	5.52%	0.00%
Deviation From the Industry Sigma	-0.53	-0.09	0.41	0.77	2.88

# Agent Report Card

## Agent Report Card May's Entity Responsible

Agent	Paying Agent	Calculation Agent	Servicer	Third Parties	Re-Securitization	Total	Percentage of Total	Total Allocation Volume	Revision Percentage Rate
BNY Mellon	8	44	5	0	0	57	21,121	20.36%	0.27%
Wells Fargo	6	23	5	37	0	71	30,878	25.36%	0.23%
U.S. Bank	88	32	7	0	6	133	17,422	47.50%	0.76%
Citi	0	2	0	0	0	2	4,377	0.71%	0.05%
Deutsche Bank	11	4	0	2	0	17	12,626	6.07%	0.13%
Total	113	105	17	39	6	280	86,424	100.00%	1.44%

# Agent Report Card

## Agent Report Card May's Breakdown of Top Calculation Agents and Servicers Responsible for Revisions

Calculation Agent/Servicer	Calculation Agent or Servicer	Count @ Deal Level	Count @ Revision Level	Percentage of Total @ Revision Level
Wells Fargo	Calculation Agent	7	41	33.61%
US Bank	Calculation Agent	8	30	24.59%
Wells Fargo	Calculation Agent	6	23	18.85%
Wells Fargo	Servicer	2	5	4.10%
Ocwen Master Servicing	Servicer	1	5	4.10%
Other		11	18	14.75%
Total		35	122	100.00%



# Agent Report Card

## Agent Report Card May's Root Cause Breakdown

Agent	Operational Error			Modification of Underlying Asset	Other	Late Payments on Assets	Undetermined	Document ambiguity at trust level	Document ambiguity at loan level
	As Paying Agent	As Calc. Agent	Other Calc. Agents and Servicers						
Bank of New York	7	38	9	1	2	0	0	0	0
Deutsche Bank	11	3	0	0	2	1	0	0	0
CITI	0	0	0	0	2	0	0	0	0
US Bank	77	30	9	0	14	0	0	3	6
Wells Fargo	6	23	42	0	0	0	0	0	0
Total	95	94	60	1	20	1	0	3	6
	249								

# Agent Report Card

## Agent Report Card May's Breakdown of Operational Errors

Entity Initiating Revision	Percentage of Total @ Deal Level	Count @ Revision Level	Percentage of Total @ Revision Level
Calculation Agent	33.33%	100	40.16%
Paying Agent	55.13%	95	38.15%
Third Parties (other than servicer / calculation agent)	5.13%	37	14.86%
Servicer	6.41%	17	6.83%
Total	100.00%	249	100.00%

# Agent Report Card

## Agent Report Card May's Aging Analysis

Agent	>365		>180		180-120		119-90		<90	
	# of Revisions	% of Agents Total Revisions	# of Revisions	% of Agents Total Revisions	# of Revisions	% of Agents Total Revisions	# of Revisions	% of Agents Total Revisions	# of Revisions	% of Agents Total Revisions
Bank of New York	0	0.00%	2	3.08%	3	4.62%	3	4.62%	71	55.04%
Citibank	0	0.00%	0	0.00%	0	0.00%	0	0.00%	2	100.00%
Deutsche Bank	0	0.00%	0	0.00%	0	0.00%	0	0.00%	17	100.00%
US Bank	0	0.00%	0	0.00%	4	2.88%	2	1.44%	133	95.68%
Wells Fargo	8	6.20%	28	21.71%	8	6.20%	14	10.85%	71	55.04%
Total	8	2.27%	30	8.52%	15	4.26%	19	5.40%	280	79.55%

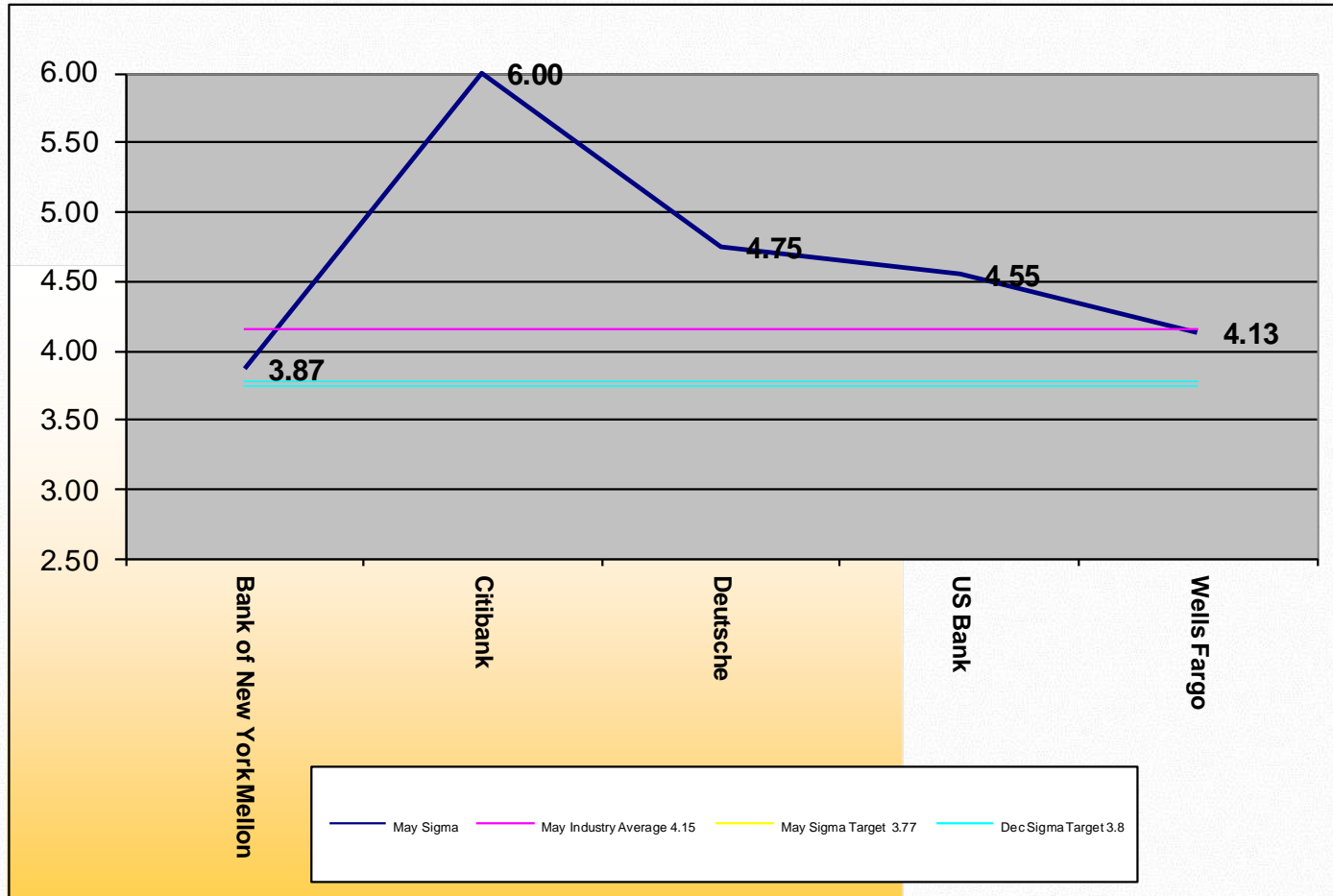
**\*\*DTC is only processing revisions that are <90 days**



# Monthly Sigma Versus Targets

## Conforming Structured Securities - Payable 15/25

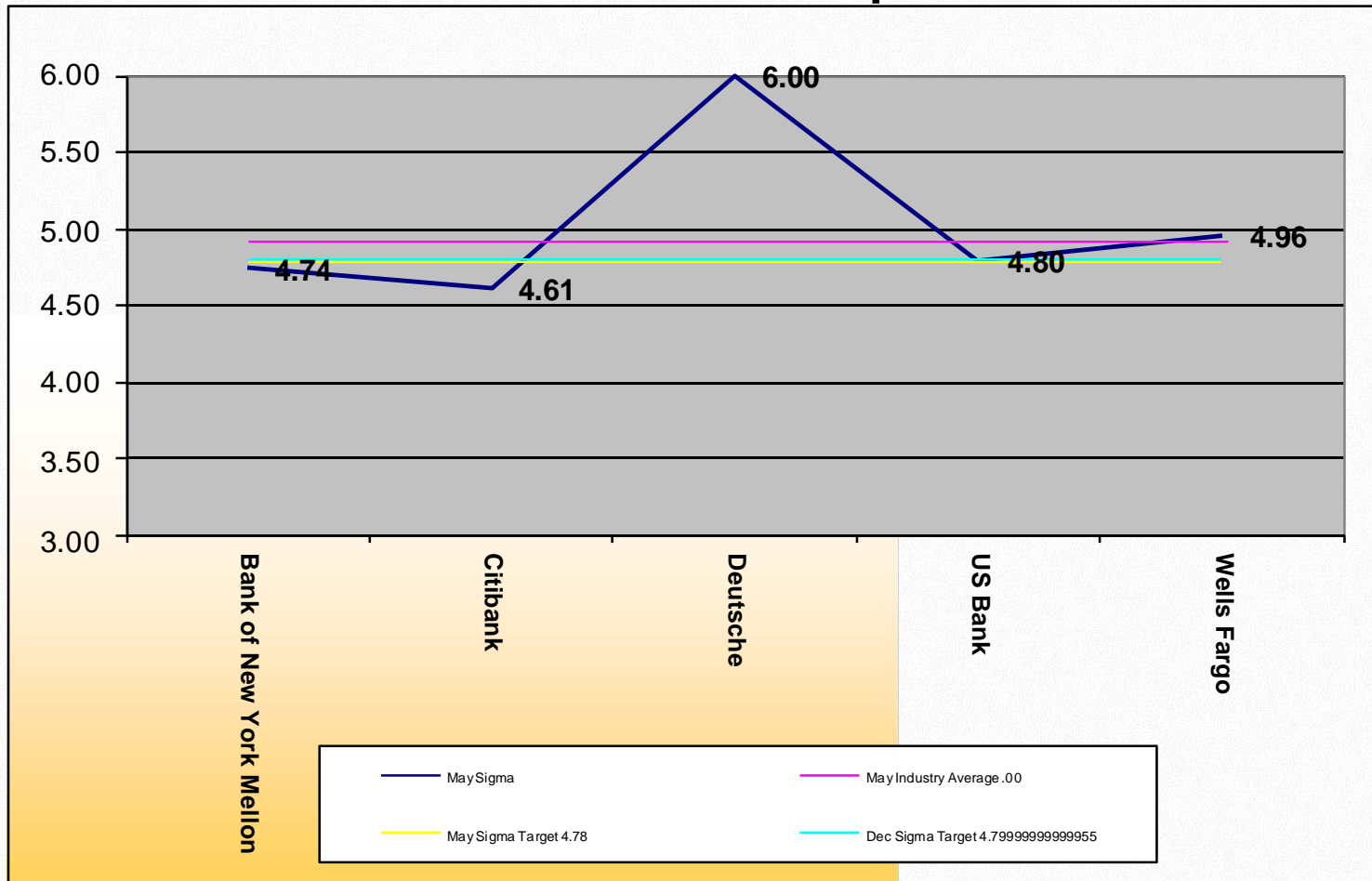
Open rates at COB on P/D-1



# Monthly Sigma Versus Targets

## All Structured Securities – Payable 15/25

### Rates Received after 3:00pm on P/D



# Monthly Sigma Versus Targets

## All Structured Securities – Amended Rates

As a percentage of Total Rates

