



ITP Data Analytics




A NEW INSTITUTIONAL TRADE PROCESSING (ITP)
SERVICE TAILORED TO HELP YOU ANALYZE AND
COMPARE YOUR OPERATIONAL PERFORMANCE.

DTCC's ITP Data Analytics delivers an operational performance measurement solution for Broker/Dealers and Investment Managers by providing powerful analytical tools for researching and optimizing the timeliness and accuracy of your trade processing. Analyze and compare your operational performance against your counterparties, peers, and industry standards with a comprehensive view from a trusted agnostic source.

How Can ITP Data Analytics Help Streamline Post trade?

By leveraging your CTM® data, ITP Data Analytics helps you make smarter decisions about where to invest time for the best return, identify where to improve your underlying processes, reduce where manual touches are required, and confirm if operational changes created positive impact. These benefits enable you to make faster and more informed decisions regarding your post-trade processing.

Through a comprehensive view of your post trade data, ITP Data Analytics can help optimize your post trade processing behavior. Unique reports compile your data, allowing you to identify patterns and areas of improvement. All within a modernized UI with an interactive dashboard for accessing the full suite of analytical tools.

-  **Discover analytic metrics** regarding your performance against your counterparties, how long it takes you to match a trade, how many manual touches are involved in your process, and more.
-  **View detailed measurements** such as Same Day Entry, Same Day Agreement, Touch Rate, and more help you assess your readiness for accelerated settlement in the US and the Central Securities Depositories Regulation (CSDR) in Europe.
-  **Validate subjective feedback** from your counterparties with quantitative data drawn from your trade activity.



CTM COMMUNITY STATS



1800+
Investment Managers



1000+
Brokers



200+
Custodian Banks



179
Outsourcers/
Prime Brokers



60+
STP Partners



8M+
Client Confirms
per Month






“ Proposed SEC rules will require institutional trades to be allocated, confirmed, and affirmed as soon as technologically practicable, and no later than end of trade date. The good news for market participants is that automated solutions to help market participants achieve this currently exist. Now with the proposed move to T+1 in the US, post-trade automation is once again being thrust into the spotlight.”

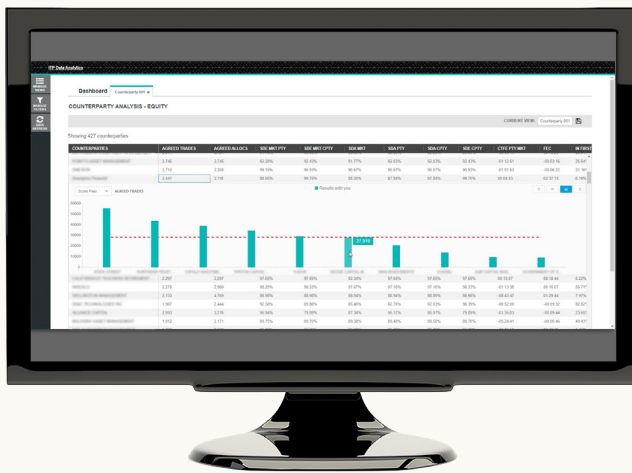
– MATTHEW STAUFFER

Managing Director, Head of Institutional Trade Processing at DTCC

Comprehensive and Customized Reporting

Our report types and notable features include:

-  **Time Period:** Access to metrics and reports highlighting operational performance metrics, giving you the ability to monitor historical performance across a week, month, or quarter.
-  **Peer & Counterparty Benchmarking:** Cumulative reporting, anonymized peer comparisons and counterparty breakdowns across asset classes and markets.
-  **Data Feeds:** Access and download underlying transaction data for in-depth analysis. This is offered via a CSV file download.
-  **Dynamic Dashboard:** Modernized UI with interactive charts and graphs to better analyze your key metrics and identify areas of improvement.
-  **Personalized Customization:** Enhanced flexibility in filtering data along with highly customizable sorting options within the data grids.



50+ Timeliness & Accuracy Metrics



79 Global Markets and All Major Markets Covered by CTM



How Does ITP Data Analytics Work?

Displayed via a graphical and dynamic dashboard, ITP Data Analytics consumes the underlying transaction activity from CTM daily. Your data is accumulated and analyzed across multiple metrics and dimensions, providing you with insights into your operational performance. Comprehensive and anonymized data allow you to compare your performance against your peers and priority clients, providing you with benchmarking capabilities.

Who Can Use ITP Data Analytics?

DTCC is working to make the service available to subscribers of all ITP services so that all parties involved in the trade life-cycle can use their own data to make informed decisions about their post-trade processing.

Already a CTM Subscriber?

DTCC is providing all CTM clients with a free version of this new analytics service that allows you to explore the User Interface and preview some of the available performance metrics and reports that come with a full-service subscription. You can access the free version here by logging in with your CTM User ID. If your firm is a client but you do not have a CTM user ID, please reach out to your CTM Product Administrator.



More About the ITP Suite Services

DTCC ITP is an open, post-trade infrastructure that eliminates redundancies and manual processing across asset classes – to create a place where you can manage the entire trade lifecycle, from post-execution to settlement, from one platform.

As firms turn their attention to preparing for T+1 for U.S. equities, the focus is squarely on further automating institutional post-trade processes. With the replacement of the current error-prone manual processes, all parties— brokers, asset managers and custodians—would realize significant efficiencies and put the industry on the path to true straight through processing, minimizing fails (except those that are cash- or inventory-related).

For More Information

Contact us today to schedule a demo or visit www.dtcc.com/itp

