

# Securities Data Experiences

## Quick Start Guide for Equities Clearing & Settlement

### A New Way to Harness Equities Clearing and Settlement Data

DTCC's **Securities Data Experiences (SDX)** is an analytics application for equities data, bringing equities clearing and settlement insights together through interactive dashboards and centralized reporting. Built together with DTCC's longstanding partner, Snowflake, SDX delivers comprehensive data visuals and analytics tools designed to help firms better understand trends, performance, and operational efficiency.

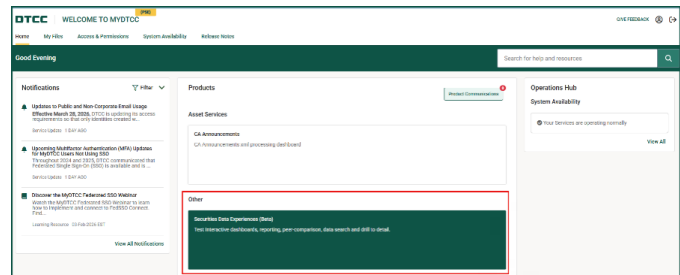
As part of DTCC's broader **transformation strategy**, SDX enhances how clearing and settlement data is accessed and analyzed, providing a more dynamic, insight-driven experience for clients that will continue to expand over time.

### Getting Access

Access to SDX is provisioned through your firm's Super Access Coordinator (SAC).

Once permissioned:

1. Log in to [MyDTCC](#)
2. Select the Securities Data Experiences tile
3. Open SDX and begin exploring clearing and settlement data for your entitled accounts



### What's Available

For accounts you are permissioned for, SDX currently has three navigational sections:



- **ANALYTICS:** Interactive analytics dashboards for equities clearing and settlement transactions, providing visuals of activity such as trade volumes, settlement outcomes, and delivery activity across NSCC and DTC services.
- **EXPLORE:** Search views that provide access to the underlying data feeding the dashboards, enabling self-service analysis to better understand what's driving trends before pulling reports.
- **REPORTS:** A centralized Reports Queue for commonly used operational outputs. Clients will have ability to view and download these reports for up to 12 months.

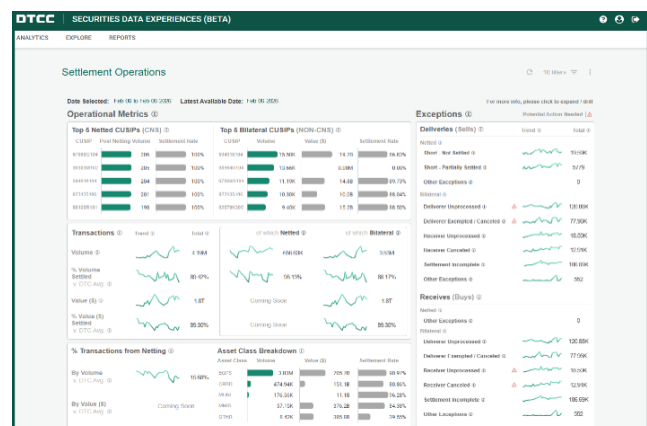
### Gaining Value Today

#### Get a Consolidated View of Clearing and Settlement Activity

Use the SDX clearing and settlement operations dashboard to monitor overall clearing and settlement transaction activity and identify patterns or changes without downloading large data files.

Try It:

- Open SDX and select the **Clearing Operations and/or Settlement Operations Dashboard**
- Review aggregated clearing and settlement activity across your entitled accounts on the respective dashboards



- Use interactive elements such as **charts, hover tool-tips, or drill-down links** to explore areas of interest

### Pro Tip

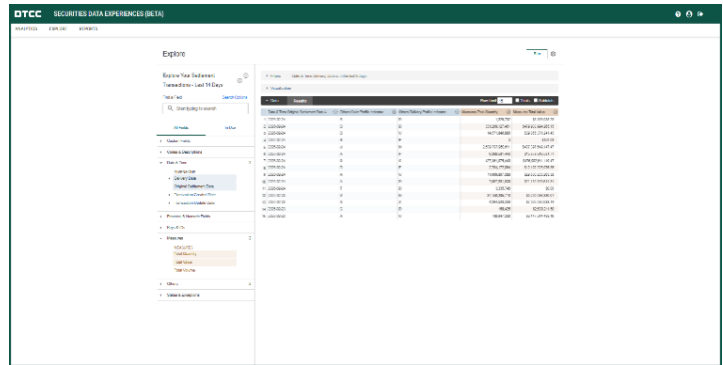
- Dashboards are best suited for **monitoring and trend awareness**
- Use this view to determine whether deeper analysis or reporting is needed

## Explore Clearing and Settlement Drivers Before Pulling Large Reports

Use the Explore view in SDX to dig deeper into the data behind dashboard trends and understand what's driving outcomes.

### Try It:

- Navigate to the **Settlement and Clearing Explore** view SDX
- Select a data attribute, like transaction outcome or processing category
- Review underlying data to add context and identify drivers



### Pro Tip

- Explore views are ideal for **ad hoc analysis and insight gathering**
- Use them to narrow focus before downloading larger report files

## Download Reports for Bulk Data and Operational Workflows

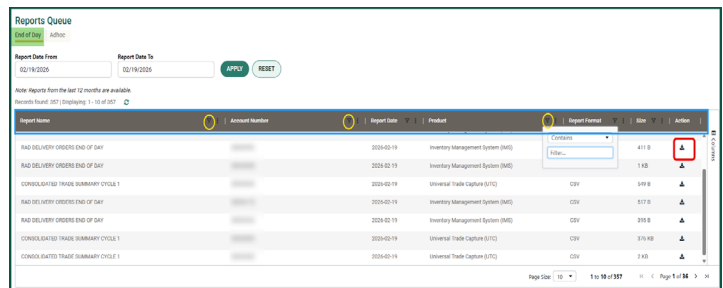
Access commonly used clearing and settlement reports on demand from one centralized location in SDX to support reconciliation, downstream processing, and recordkeeping.

### Try It:

- Go to the **SDX Reports Queue**
- Download reports such as the Consolidated Trade Summary (Cycle 1) or RAD Delivery Orders End of Day
- Return to the Reports Queue for consistent access to frequently used reports

### Pro Tip

- Reports remain the primary source for **bulk data and continuity with existing workflows**
- Pair reports with dashboard insights to add context to static outputs

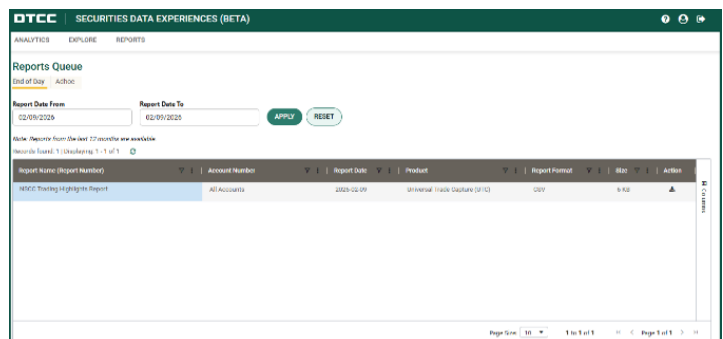


## Support Internal Reviews with Analytics and Reports

Combine SDX dashboards, explore views, and downloadable reports to support operational reviews, exception analyses, and management discussions.

### Try It:

- Start with an SDX dashboard or explore view to identify trends or outliers
- Download supporting reports from the **Reports Queue**
- Use both together to create a more complete operational picture



## Pro Tip

- Dashboards help explain **what's happening**
- Reports support **documentation and follow up**

## Build SDX Familiarity Across Teams

Build familiarity with SDX so teams are prepared as new analytics, data sets, and capabilities are introduced.

### Try It:

- Spend time in SDX navigating both Clearing and Settlement views
- See how dashboards, explore views, and reports are organized
- Share insights internally to build awareness and adoption

## Pro Tip

- Even short exploratory sessions help teams quickly get acclimated with SDX
- Future enhancements will build on the same core experience

## Designed for Scalable Growth

Powered by Snowflake and aligned with DTCC's broader data strategy, SDX is built to scale. Additional analytics, advanced search, reports management tools, and expanded data coverage across NSCC and DTC services will continue to be introduced, extending the value of the application over time.

[Review SDX Training Materials  
on DTCC Learning](#)

[Learn More About  
DTCC Transformation](#)