

AGENT REPORT CARD

April 2020

Agent Report Card



This report highlights the performance of the top agents responsible for the processing of CMO/ABS securities in two specific areas of concern:

- 1) The unavailability of timely rate information.**
- 2) Inaccurate rate information that requires amendment and therefore post payable date adjustments to DTCC's Clients.**

The impact of each agent on last month's performance is reflected in bar charts showing "late/amended" information.

In addition, the top three agents with the best record in each category have been highlighted in Green.

Agent Report Card - Rankings

Agent Report Card

Rankings based on a percentage of an agent's total rates

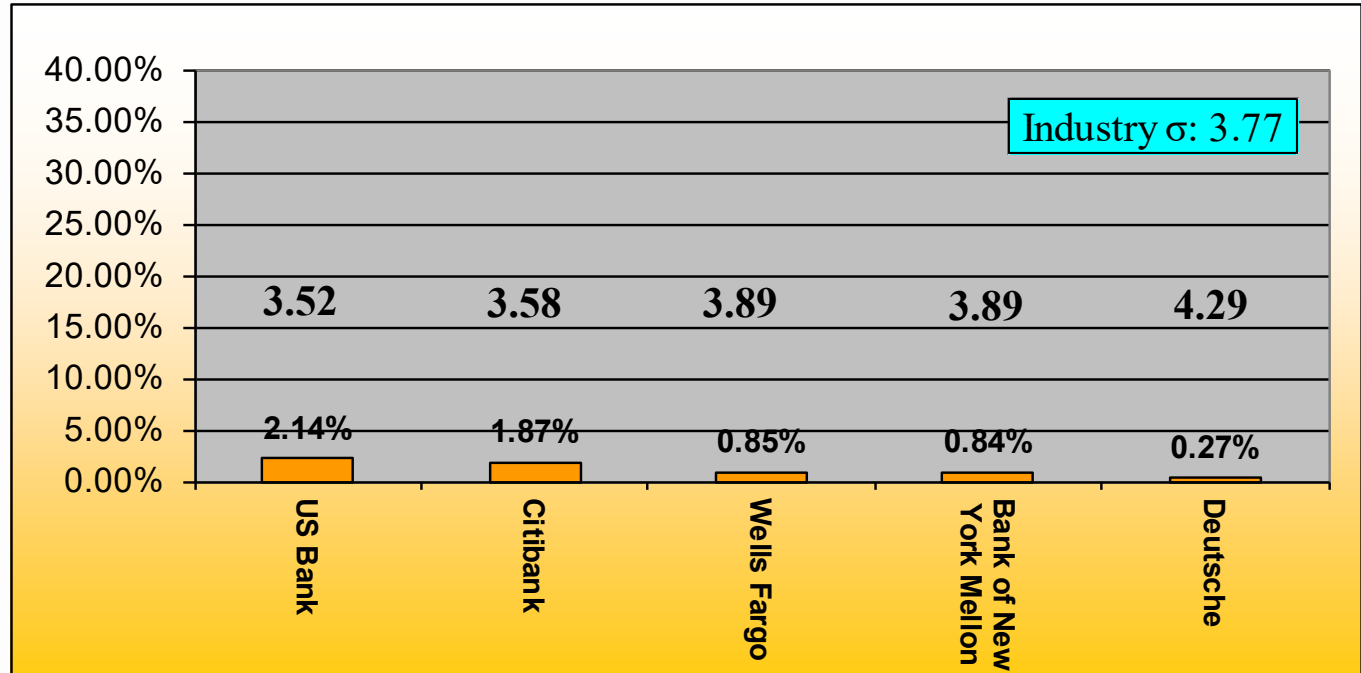
(Best three in each category highlighted in green)

	Rates Open at COB P/D - 1	Late Rates after 3:00 pm Cut-off on P/D	Amended Announcements	Amended Announcements 30 Days + after P/D
Bank of New York Mellon	3	5	3	4
Citibank	2	3	1	1
Deutsche Bank	1	2	5	5
US Bank	5	1	4	3
Wells Fargo	4	4	2	2

Conforming Late Rates

CMO/ABS Payable on the 15th and 25th

Rates open at COB on P/D -1
As a percentage of an agent's total rates

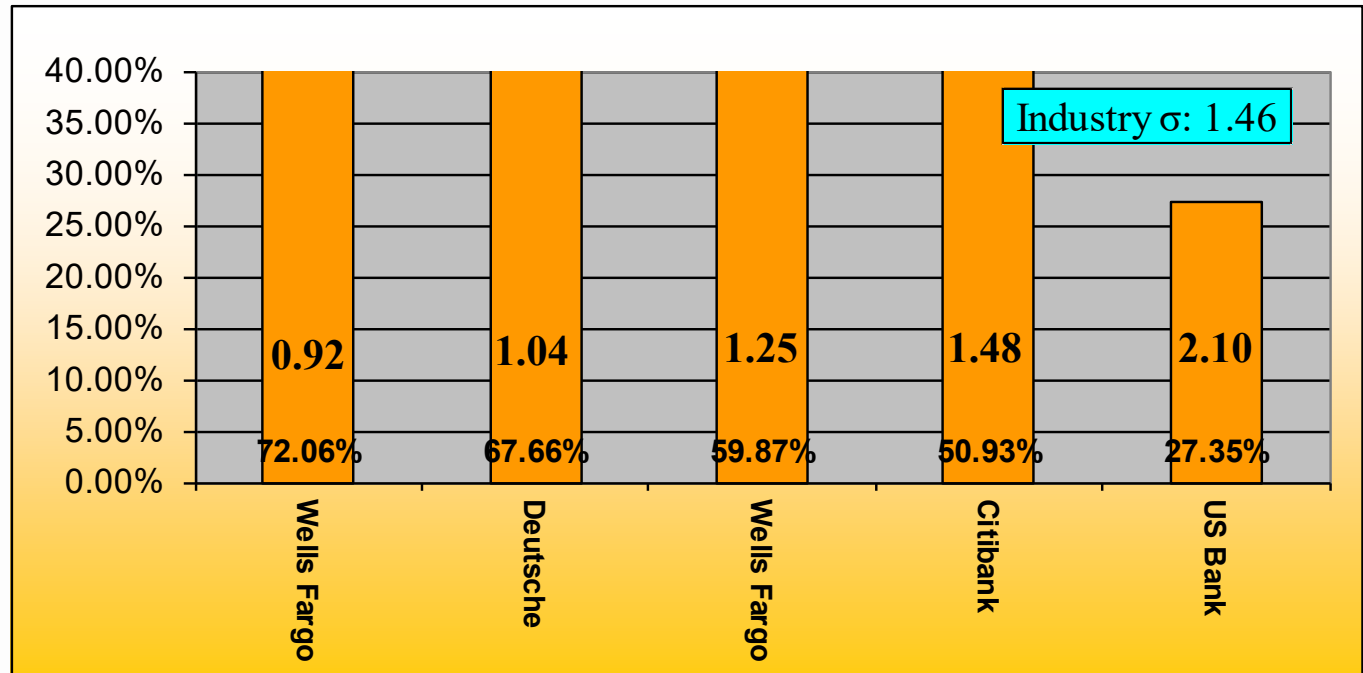


Sigma Level	3.52	3.58	3.89	3.89	4.29
Number of Late Rate	414	135	237	145	27
As a Percentage of Total Late Rates From All Agents	43.22%	14.09%	24.74%	15.14%	2.82%
Deviation From the Industry Sigma	-0.24	-0.19	0.12	0.12	0.52

Conforming Late Rates

CMO/ABS All Payable Date excluding the 15th and 25th

Rates open at COB on P/D -1
As a percentage of an agent's total rates

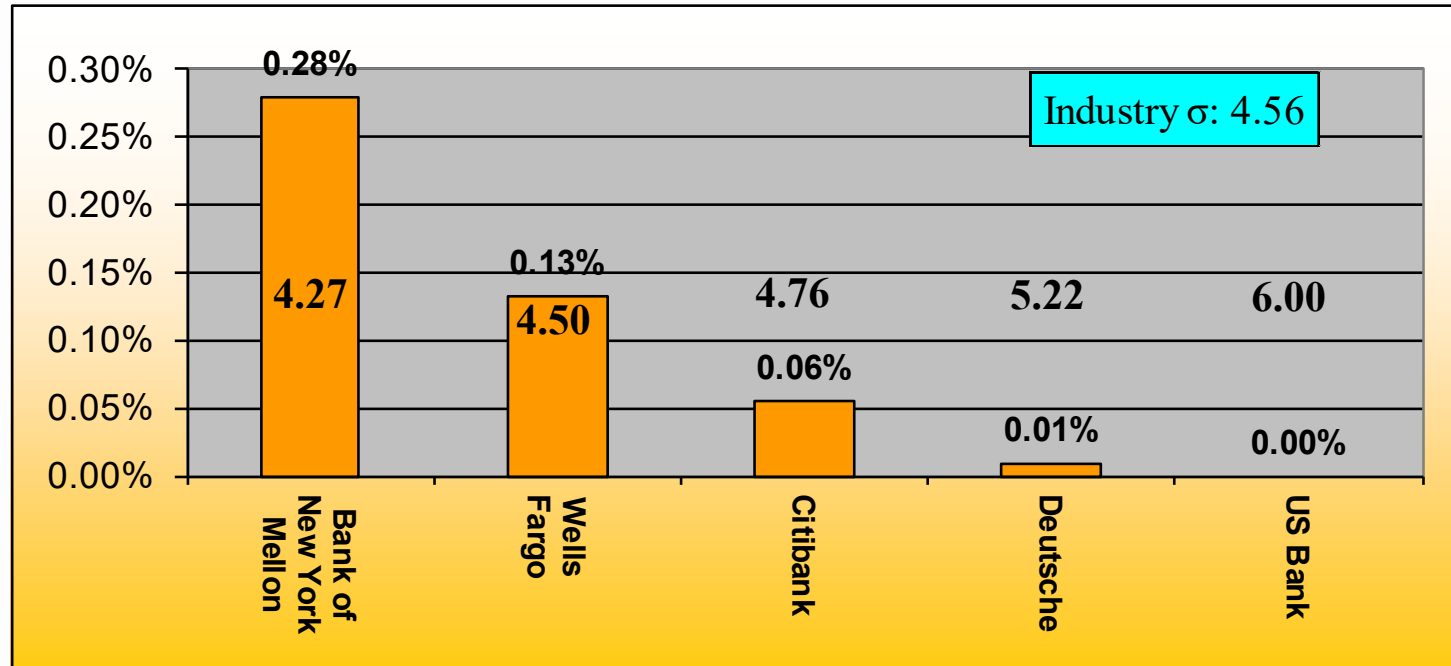


Sigma Level	0.92	1.04	1.25	1.48	2.10
Number of Late Rate	588	136	1,019	164	390
As a Percentage of Total Late Rates From All Agents	25.60%	5.92%	44.36%	7.14%	16.98%
Deviation From the Industry Sigma	-0.55	-0.42	-0.21	0.01	0.64

All Late Rates

CMO/ABS Payable on the 15th and the 25th

After 3:00 p.m. EST on payable date and subsequent days
As a percentage of an agent's total Rates



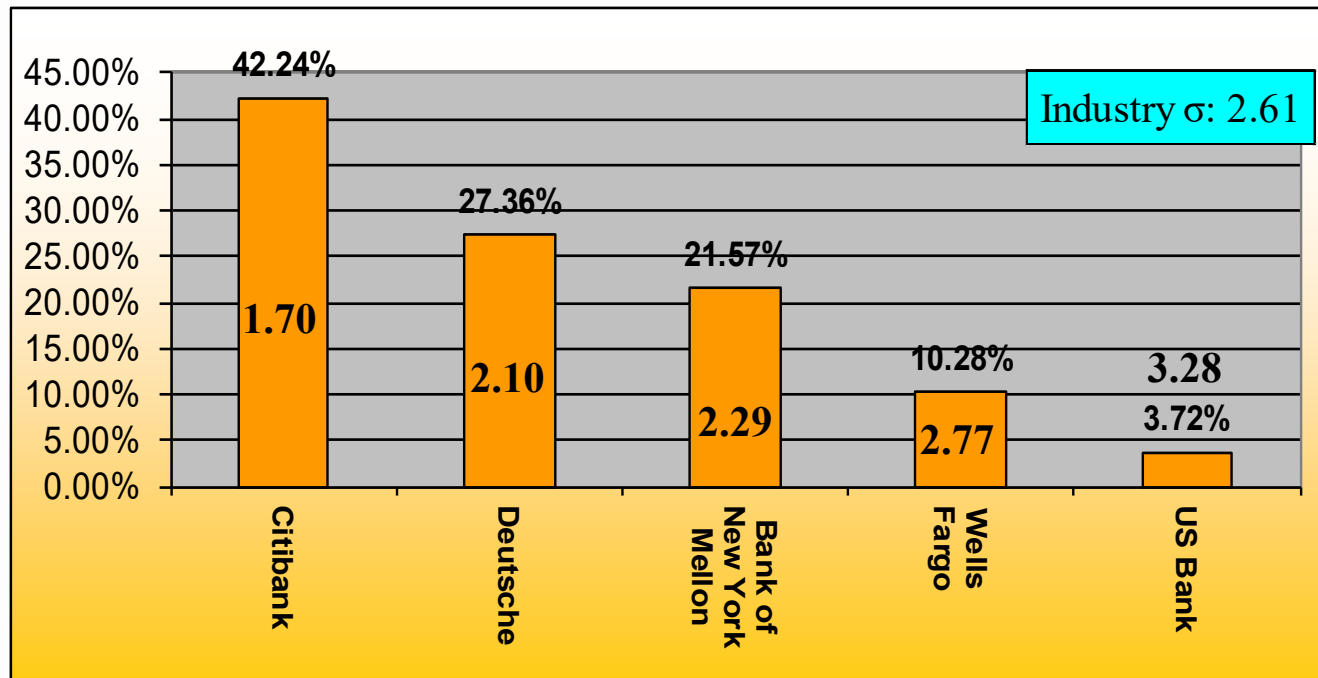
Sigma Level	4.27	4.50	4.76	5.22	6.00
Number of Late Rate	48	37	4	1	0
As a Percentage of Total Late Rates From All Agents	53.33%	41.11%	4.44%	1.11%	0.00%
Deviation From the Industry Sigma	-0.29	-0.06	0.20	0.66	1.44

All Late Rates

CMO/ABS Excluding Payable on the 15th and the

25th

After 3:00 p.m. EST on payable date and subsequent days
As a percentage of an agent's total Rates

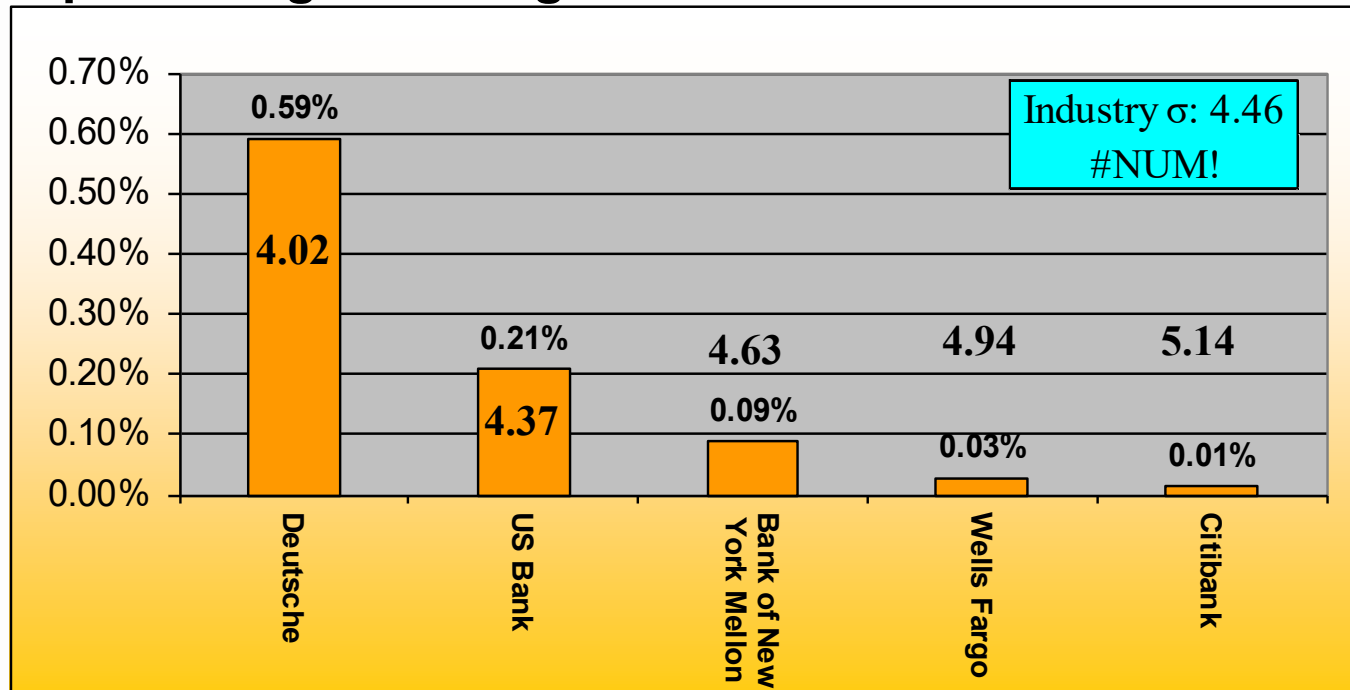


Sigma Level	1.70	2.10	2.29	2.77	3.28
Number of Late Rate	136	55	176	175	53
As a Percentage of Total Late Rates From All Agents	22.86%	9.24%	29.58%	29.41%	8.91%
Deviation From the Industry Sigma	-0.92	-0.51	-0.32	0.15	0.67

All Amended Rates

CMO/ABS

As a percentage of an agent's total rates

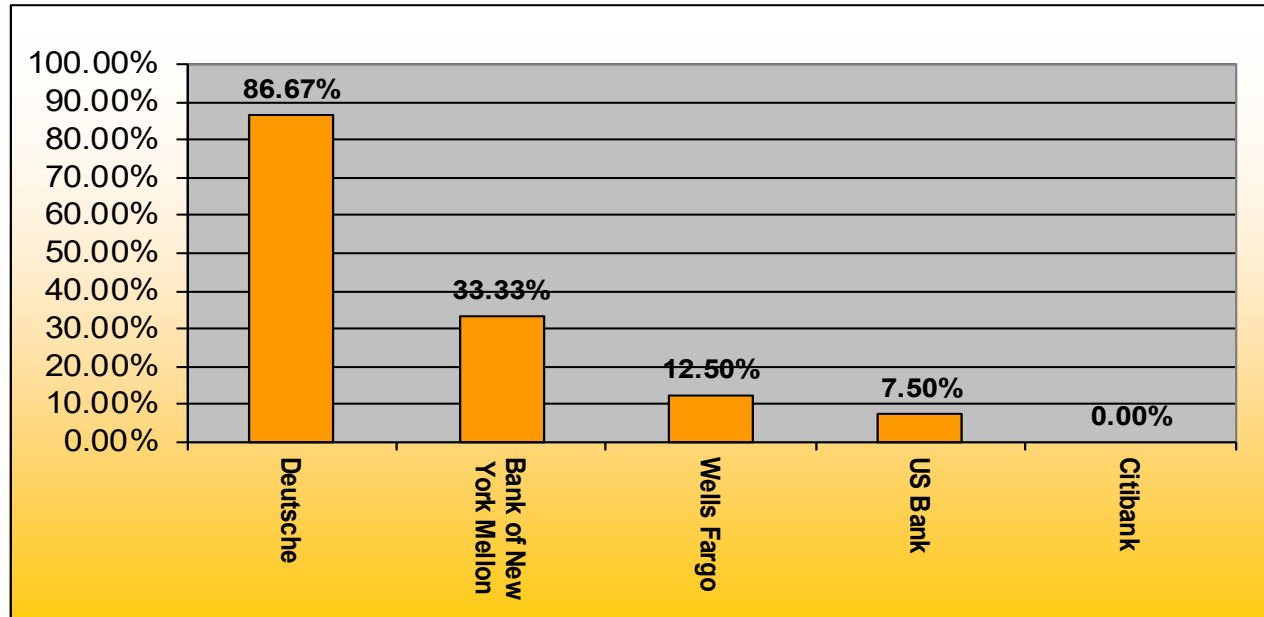


Sigma Level	4.02	4.37	4.63	4.94	5.14
Number of Amended Rates	60	40	15	8	1
As a Percentage of Total Amended Rates From All Agents	48.39%	32.26%	12.10%	6.45%	0.81%
Deviation From	-0.45	-0.10	0.17	0.48	0.67

All Amended Rates

CMO/ABS

30 days+ after payable date
As a percentage of an agent's total amended rates

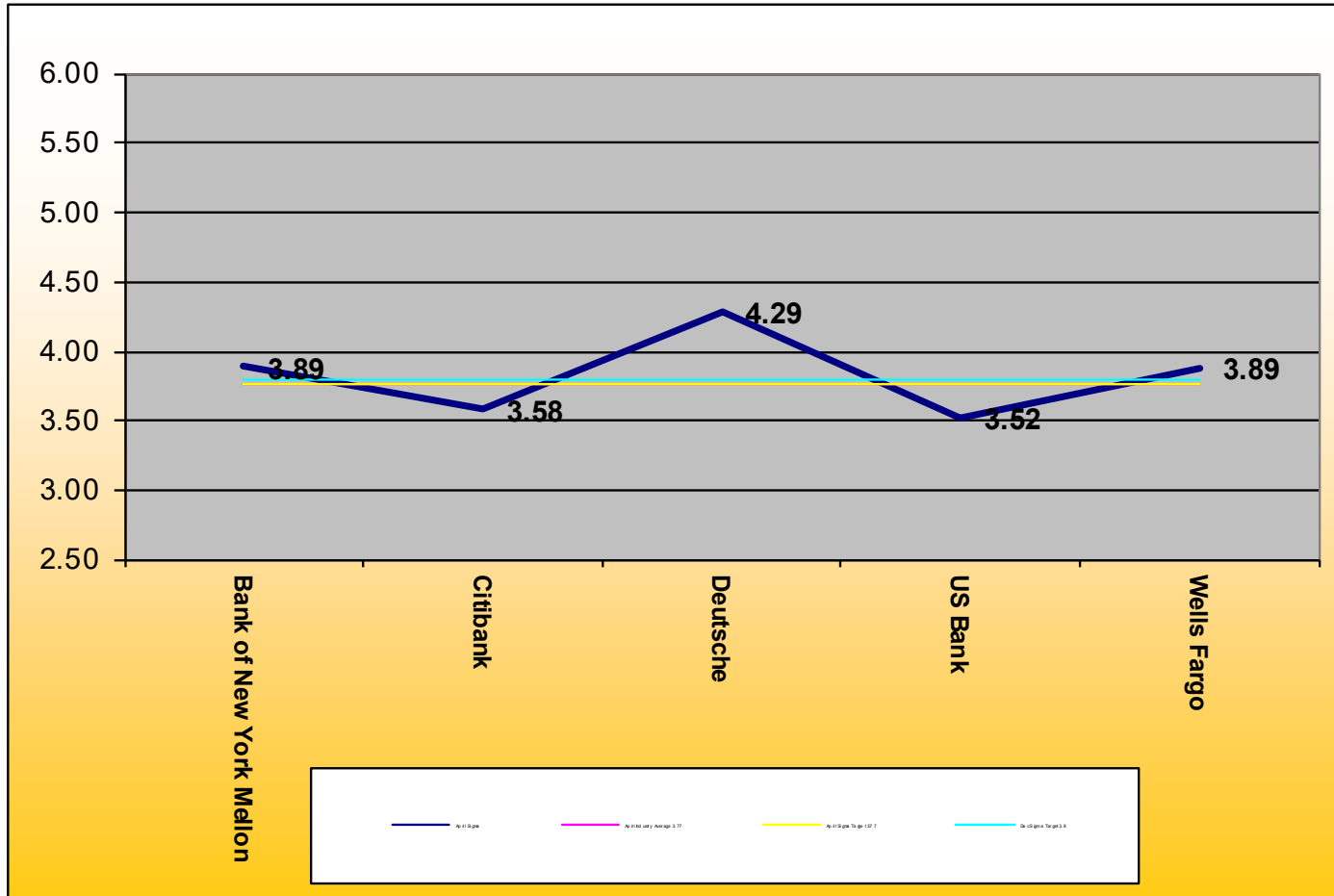


Number of Amended Rates 30 Days +	52	5	1	3	0
As a Percentage of Total Amended Rates From All Agents	85.25%	8.20%	1.64%	4.92%	0.00%

Monthly Sigma Versus Targets

Conforming Structured Securities - Payable 15/25

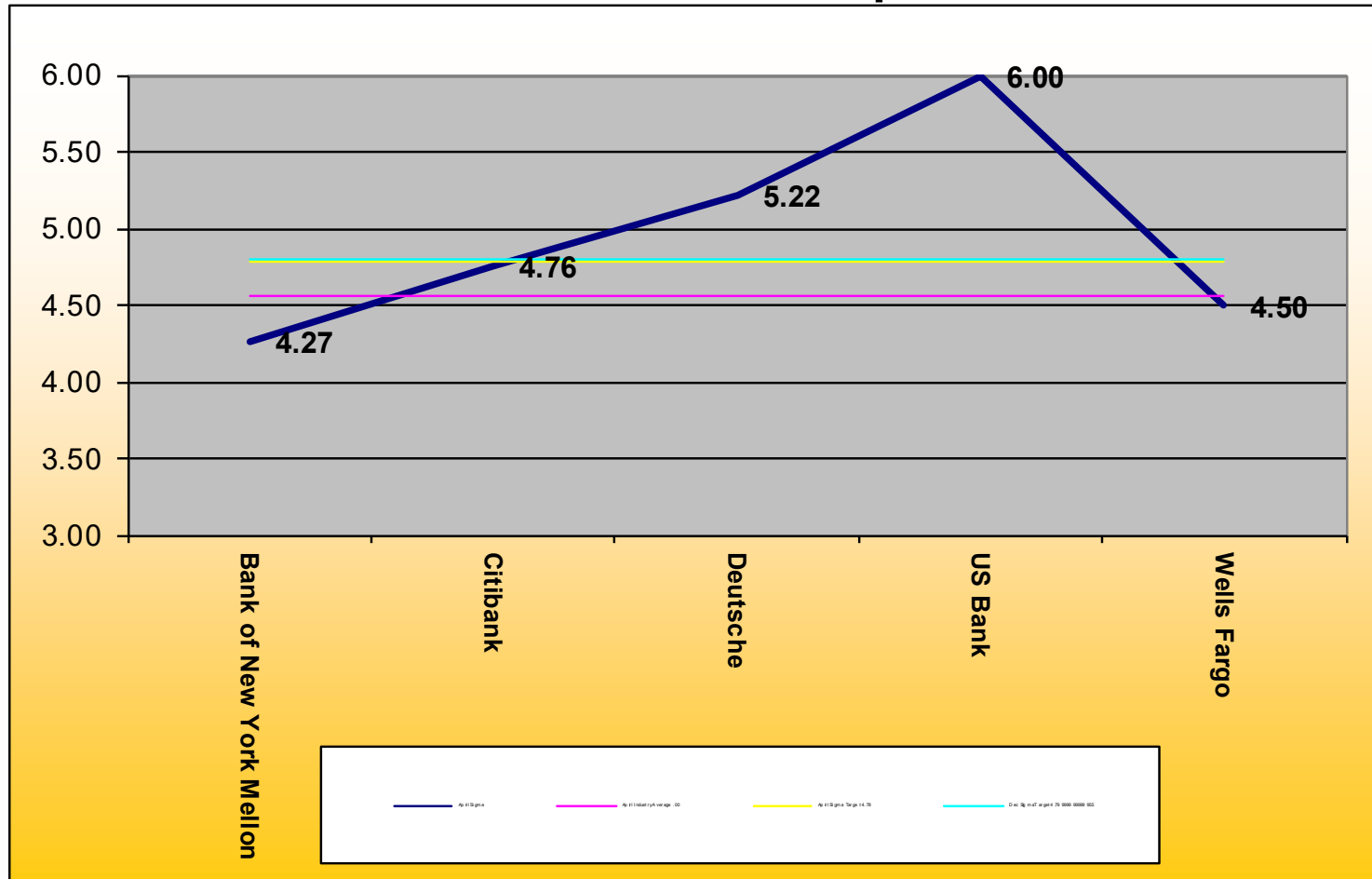
Open rates at COB on P/D-1



Monthly Sigma Versus Targets

All Structured Securities – Payable 15/25

Rates Received after 3:00pm on P/D



Monthly Sigma Versus Targets

All Structured Securities – Amended Rates

As a percentage of Total Rates

